COMMITTEE OF THE WHOLE
Regular Meeting Agenda

July 21, 2022
5:30 PM
6738 Dixon Street
Milton, FL 32570

1. **Open Meeting**
2. **Invocation**
3. **Pledge of Allegiance**
4. **Approval of Agenda for Additional Items**

   - Recommendation for Additional Items from Staff
   - Recommendation for Additional Items from Council

5. **Recognitions, Special Presentations and Awards**
6. **Public Hearings/Meetings**
7. **Invited Speakers**
8. **Persons to Appear**
9. **Agenda Items**

   Staff Items

Administration
Councilwoman Shari Sebastiao

Item # 2022-527
Special Event Permit Application - MHS Homecoming Parade

Item # 2022-567
Use of City Property Policy

Item # 2022-568
Special Event Permit Application - Veterans Day Parade

Item # 2022-569
Special Event Permit Application - St. Rose of Lima Oktoberfest

Economic Development
Councilwoman Shannon Rice

Emerald Coast Regional Council

Councilman Vernon Compton

Finance
Councilman Casey Powell

Item # 2022-577
Budget & Timeline for Wastewater Treatment Plant

Item # 2022-576
Budget and Reserve Policy Review

LEAP
Councilman Vernon Compton

Item # 2022-566
Creek Tribe - Lumberton Incident Marker

Parks & Recreation
Councilman Jeff Snow

Public Safety
Mayor Heather Lindsay

Public Works
Councilman Robert Leek

Stormwater
Councilman Matt Jarrett

Item # 2022-534
NPDES Annual Stormwater Committee

10. Board & Committee Reports

Community Improvement Board
Councilman Vernon Compton

Item # 2022-233
Mobile Vendors Status Update

Historic Preservation Board
Councilwoman Roxanne Meiss

Pensacola Perdido Bay Estuary Program
Councilwoman Shannon Rice

Tourist Development Council
Councilman Jeff Snow

Transportation Planning Organization
Councilman Vernon Compton

Item # 2022-579
City of Milton Sidewalks

11. Council Reports

Item # 2022-578
Councilman Vernon Compton - Downtown Community Cleanup

12. City Manager's Report

13. Public Input

14. Adjournment

Pursuant to the provisions of the Americans with Disabilities Act, any person requiring special accommodations to participate in this meeting is asked to advise the City at least 48 hours before the meeting by contacting City Hall, 6738 Dixon Street, Milton, or by calling 983-5410.

"If any person decides to appeal any decision made by the board, agency, or commission, with respect to any matter considered at such meeting or hearing, he or she will need a record of the proceedings, and that for such purpose, he or she may need to ensure that a verbatim record of the proceedings is made, which record includes the testimony and evidence upon which the appeal is to be based." FS 286.0105

Special Event Permit Application - MHS Homecoming Parade

MEETING DATE	PREPARED BY
July 21, 2022	Administration Department Stephen Prestesater, Director of Public Relations

Special Event Permit Application

City of Milton
6738 Dixon Street, Milton Fl, 32570
850-983-5400 pio@miltonfl.org

Instructions:

To process this application all applicable pages must be filled out completely and submitted to the city.
Pages 1-6 are mandatory with every application. If you are requesting support and/ or sponsorship for your event, the City of Milton Outside Agency Funding Application is required in addition to this application.
For questions about requirements, fees or the application process contact the Administration Department at City Hall.

Applicant & Event Organizer Information

☐ Individual ☒ Not-for Profit ☐ For-Profit ☐ Charity

☐ Other: _____

Name of Organization: Milton High School

Address: 5445 Stewart Street City: Milton

Phone: 850-983-5600 Email: scheppd@santarosa.k12.fl.us

Event POC: Chafan Marsh, AP; Tim Short, Principal; Debby Schepper, Secretary

Phone: 850-983-5600 Email: scheppd@santarosa.k12.fl.us

Event Information

☐ Concert ☐ Park Festival ☐ Street Festival ☐ Parade/ Procession

☐ Run/ Walk ☐ Sporting Event ☐ Sale/ Market ☐ Private Event/ Wedding

☒ Other _____

Event Name: Milton High School Homecoming Parade

Event website/ Event Page: _____

Event Location: _____ Event Date(s) 9/30/22 to 9/30/22

Time of Event: Day 1 9:30 a.m. to 12:30 p.m. (Day 2 - Optional) _____ to _____

Setup Date & Time: _____ at _____ Teardown Date & Time: _____ at _____

Estimated Attendance: _____ Is the Event Free to attend? ☒ YES ☐ NO

Special Event Questionnaire

Below are questions about the event. Please answer all questions and attach additional documents, if necessary, to the application.

Will a City park be utilized?	(page 3)	☐ YES	☒ NO
Will equipment from the City of Milton be needed?	(page 3)	☐ YES	☒ NO
Will you need the City's Stage?	(page 3)	☐ YES	☒ NO
Will there be amplified sound?	(page 4)	☐ YES	☒ NO
Will you need the City's portable restroom?	(page 3)	☐ YES	☒ NO
Will tents larger than 10'x10' be erected?	(page 4)	☐ YES	☒ NO
Will inflatable bounce houses be erected?	(page 4)	☐ YES	☒ NO
Will you be using water slides?	(page 4)	☐ YES	☒ NO
Will you need City Dumpsters/ Trashcans?	(page 3)	☐ YES	☒ NO
Will there be fireworks?	(page 4)	☐ YES	☒ NO
Will vendors be selling merchandise, food, or wares?	(page 4)	☐ YES	☒ NO
Will food be cooked at the event?	(page 4)	☐ YES	☒ NO
Will alcohol be sold or given away at this event?	(page 4)	☐ YES	☒ NO
Will animals/ pets be allowed at the event?	(page 4)	☐ YES	☒ NO
Will you be using State or County Roads?	(page 4)	☐ YES	☒ NO
Will temporary No Parking Signs be utilized?	(page 4)	☐ YES	☒ NO
Will EMT be on site?	(page 3)	☐ YES	☒ NO
Will you need security?	(page 3)	☐ YES	☒ NO
Will you require power on-site?	(page 3)	☐ YES	☒ NO
Will you require water on-site?	(page 3)	☐ YES	☒ NO

If you have answered YES to any of these questions, please see page 3-4 and select the items you request to use.

Do you have a Marketing Plan and if so, how will you notify surrounding businesses/ residents of your event?_____

_____

_____

Have you prepared a to scale event map/ layout that meets all ADA parking and access requirements?

☐ YES ☐ NO

City Fee Sheet

(City Fees are the fixed cost for the use of its facilities, licenses, insurance, parks, equipment, etc.)

Location(s)/ Facility used at event:

☐ North Riverwalk	$150	☐ North Willing Street	
☐ South Riverwalk	$150	☐ South Willing Street	
☐ Entire Riverwalk	$250	☐ North Elmira Street	
☐ N Riverwalk Gazebo	$50	☐ South Elmira Street	
☐ S Riverwalk Pavilion	$50	☐ Imogene Parking Lot	

Jernigan's Landing ***(Downtown event location for the City of Milton. Select all applicable)***

☐ Riverside	$100	☐ Festival Area	$150

☐ Other: _____

Requested Items:

		QTY			QTY
☐ Portable Restroom *(at Jernigan's landing)*	$250*(np only)*		☐ Portable Restroom *(at alternate location)*	$350*(np only)*	
☐ City Stage 14'x28'	$350*(np only)*		☐ City Movie System	$250*(np only)*	
☐ Live Music Licensing ***	$200		☐ Movie Licensing ***	$(at cost)*(np only)*	
☐ Barricades	$100 per _____		☐ Cones	$10 per	_____
☐ City Garbage Cans	$10 per _____		☐ Dumpster	$50 per	_____
☐ City Tent (40'x40')	$500*(np only)*		☐ Variable Message Sign	$250 per	_____
☐ Large Generator	$250		☐ Small Generator	$100	
☐ Generator power distro	$100		☐ Hose-bid water distro	$100	
☐ City Hydrant tap fee	$50 + meter rate		☐ Electrical Activation	$75 + meter rate	

Packages: These are requested items that come as a package.

☒ Parade Package (including Police, Public Works, Planning, signage & street closures)	$1,000*(np only)****
☐ Parade Package (") – For-Profit Organization	$2500

(Parade package requires event organizers to complete all necessary documents, schedule pre & post event meetings with city staff, provide a detailed map of the starting point, route, and end point, provide alternate dates, provide certificate of insurance for the event, and written approval for use from all parties in which the event will take place.)

Parades that utilize a state road will require a FDOT permit for use and can take months to receive.

*Published music, movies, and other electronic art forms are protected by US Copyright and Trademark laws. Unauthorized use of copyrighted work is illegal. **Must be free event, open to the public and located within the City Limits to access the City's ASCAP, BMI and SESAC License. *** np only stands for Non-profits only.

Ordinances & Special Requests

Tourism District and Downtown Milton Special Requests:

NOTE: Tourism District Special Request Applications must be received by the city sixty (60) days prior to the event. Events with Alcohol mut submit ninety (90) days prior to the event.

I hereby request waiver of the following ordinances: ***(only available in the Tourism District)***

- ☐ Open Container Ordinance (Section 6-27)
- ☐ Noise Ordinance (LDR Section III-5.16)
- ☐ Animal Control Ordinance (Section 4-37(b))
- ☐ And/ or other Ordinance _____

I hereby request the following regarding the Blackwater River:

- ☐ Activate Boating Restricted Areas
- ☐ Activate 24-hour docking at the Riverwalk

I hereby request the use of Fireworks in the City of Milton:

- ☐ By selecting this box, you must complete the City of Milton Fireworks Display Permit Application

**note – Fireworks are subject to approval by the City Fire Chief and must be done by a licensed and insured pyrotechnics professional. Additional information will be provided.*

Time Period from when these requests will take place:

From: _____ Date: _____ To: _____ Date: _____

I hereby request that vendors be allowed to sell their wares at the event. All vendors know they must abide by all federal, state, county, and local laws regarding resell, sell of their ware. All vendors have their applicable license's available if requested. City will not be held liable. ☐ YES ☐ NO

Will this event require Road Closures? ---------- ☒ YES ☐ NO

Stewart Street requires a separate FDOT application. A scheduled meeting with the Planning Department is required for a State Road Clousure. Ensure you have your date/ time confirmed prior to submitting your information. The City will assist.

If so, please list street names:

1) Stewart Street 2) Byrom Street

3) Raymond Hobbs Street 4) Park Avenue

Is this an annual Event? ☐ YES ☐ NO

If YES, list the date(s) requested for next year. Please note that requesting the date(s) on this application does not guarantee a hold or act as a confirmation of the requested date(s).

Requested event date(s): _____ Alternative Date(s): _____

Additional Documents Required with Application

All events require an Event Site Map and copy of Insurance Certificate's 10 days prior. Below are additional documents that may be required to be submitted with the application. Application will be considered incomplete without these documents.

For additional information on what is required please contact the Administrative Office at City Hall.

☐ **Event Site Map** ☐ Event Race Route Map ☐ Parade Route & Alternate

Event organizers must provide a site map with vendor locations, portable restrooms, run/ walk route, etc. at the time this application is submitted. A detailed listing of all services is required for public awareness & safety.

☐ **Insurance Certificate(s)** ☐ Fireworks Application ☐ Other *(any other agency)*

☐ Tax Exempt Certificate and 501(c)3 Documentation *(if the entity is claiming tax exempt and/ or non-profit status)*

Rules & Regulations

Application Dates:

- The permit application process should begin at least 60 days prior to the event date. 90 days if alcohol is to be sold or given away. Parade application process should allow 6 months.
- Once all documents have been submitted, City Staff will schedule a meeting to review all information and ensure event organizers have met all requirements. Staff will at this time develop an Agenda Analysis for Councils review. Council will be informed during the Committee of the Whole meeting. This meeting takes place the third Thursday of every month.
- Each event will require Council's approval and organizers should attend *(if requesting support)*.

Cancellation Policy:

- Event application fees are non-refundable if the event is cancelled by the applicant.
- Although event application fees are non-refundable, if an event is cancelled due to inclement weather, the fee may be credited towards an alternate date. Event Organizers must inform the Office of Economic Development when cancelling any event. An alternate date must take place within one year of the original event date.

ADA Accessibility Guidelines:

- Event Organizers must make the event accessible to people with disabilities to the greater extent possible in compliance with the requirements of the American with Disabilities Act (ADA).
- Accessible parking must also be provided for persons with Disabilities. Information regarding accessible parking locations should be included as part of the event site map.

Clean-Up:

- It is understood that clean-up will be performed immediately following the event. Event site must be returned to its pre-event state. Failure to adequately clean-up event site may result in a fee. Adequacy of clean-up will be assessed by City of Milton Code Enforcement.

Hold Harmless Agreement

For and in consideration of having been granted permission by the City of Milton to hold a Special Event within the City of Milton limits, the undersigned hereby agrees on behalf of the organization, to indemnify and hold harmless the City of Milton, its subsidiaries or affiliates, elected and appointed officials, employees, volunteers, representatives and agents from any and all claims, suits, actions, damages, liability and expenses in conjunction with loss of life, bodily injury or personal injury or property damage, including loss of use thereof, directly or indirectly caused by, resulting from, arising out of or occurring in connection with this permitted activity.

The undersigned also agrees to protect and hold harmless the City of Milton, its subsidiaries, or affiliates, elected and appointed officials, employees, volunteers, representatives and agents from any and all claims, suits, actions, damages, liability and expenses, present, past or future which may be asserted by this organization, or any member of this organization, or any participant of third party arising out of or occurring in connection with this permitted event.

By the signature to this document the undersigned acknowledges that it understands the contents of this document and is voluntarily agreeing to its terms.

In witness whereof I have here unto set my hand and seal this _____ day of _____ in 20___

Name of Special Event Milton High School Homecoming Parade

Date(s) of Special Event Friday, Septemeber 30, 2022

Name of Organization Milton High School

Event Organizers Name Chafan Marsh, AP; Tim Short, Principal; Debby Schepper, Secretary

Address of Organization 5445 Stewart Street, Milton, FL 32570

Phone Number 850-983-5600

Email scheppd@santarosa.k12.fl.us

Printed Name

Tim Short

Signature

Internal Signatures Required for Approval:

Office of Economic Development: _____ Planning: _____

Public Works: _____ Police: _____ Fire: _____

MHS HOMECOMING PARADE 2021
CITY OF MILTON

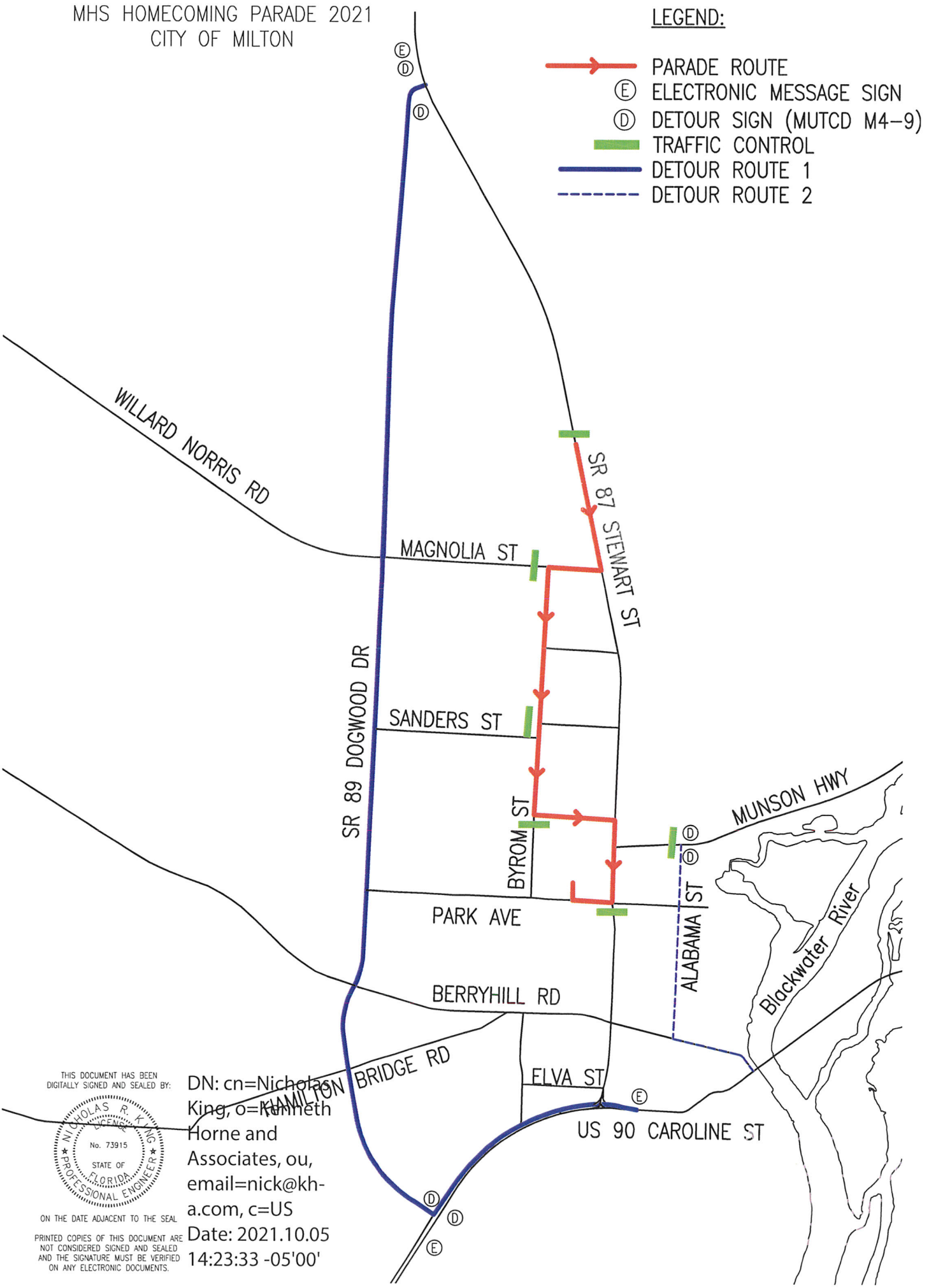

THIS DOCUMENT HAS BEEN DIGITALLY SIGNED AND SEALED BY:

NICHOLAS R. KING LICENSE No. 73915 STATE OF FLORIDA PROFESSIONAL ENGINEER

ON THE DATE ADJACENT TO THE SEAL

PRINTED COPIES OF THIS DOCUMENT ARE NOT CONSIDERED SIGNED AND SEALED AND THE SIGNATURE MUST BE VERIFIED ON ANY ELECTRONIC DOCUMENTS.

DN: cn=Nicholas King, o=Kenneth Horne and Associates, ou, email=nick@kh-a.com, c=US
Date: 2021.10.05 14:23:33 -05'00'

Use of City Property Policy

MEETING DATE	PREPARED BY
July 21, 2022	Administration Department Stephen Prestesater, Director of Public Relations

Policy for the use of City-owned Equipment for non-City events

The City of Milton owns certain equipment acquired specifically for use by the City in carrying out special events. The City often receives inquiries from third parties requesting use of the City's equipment. While the equipment is public property and it may be considered a public service to allow the public to utilize the equipment, the City does not wish to compete with private businesses that may rent or sell the same or similar items. The City also wishes to maintain the equipment in good, working order to ensure it is available for use at City sponsored events. The property is identified in below in table #1.

The purpose of this policy is to detail who can and cannot utilize City-owned equipment for non-City sponsored special events, what City-owned equipment can be utilized, the cost for using City-owned equipment and the process for granting approval.

Non-profit, civic, social, and neighborhood-based groups are eligible to request to rent City-owned equipment for non-City sponsored special events that take place inside the City Limits only. Incorporation as a non-profit or a 501C3 designation is not required to rent City-owned equipment. But is preferred. Requesting entities cannot be a for-profit company.

City-owned equipment is not allowed to be taken outside the City Limits without the express approval by the Milton City Council. Such approval must take place at a duly called meeting of the City Council and approved by a majority of Council a minimum of sixty (60) days in advance of the event. Individual Council Members may not authorize the use of City-owned equipment inside or outside of the City Limits.

For non-City sponsored events inside the City Limits, the rental request form (Attachment #1) must be completed a minimum of thirty (30) days in advance of the event. All users of City-owned property must provide proof of insurance in an amount sufficient to completely replace the rented item(s) at the current market value and liability insurance in the amount of $1,000,000 per incident or greater. Proof of insurance, listing the City as an also insured, must be provided prior to taking possession of the City-owned equipment. If the renter is an incorporated entity, the signature on the application must be by a duly authorized representative of the company. If the organization is not incorporated, the person signing the application accepts the liability for the care and proper use of the City-owned equipment. The renter accepts all responsibility and liability for the safe use of the rented equipment.

Use of the City-owned equipment will be granted at the sole discretion of the City Manager. The City reserves the right to refuse use of any City-owned equipment by any party. The availability of the equipment does not guarantee rental. City sponsored events will take priority over rentals.

The rental period is for 24 hours unless prior arrangements are made and approved by the City Manager. For items that can be easily and safely transported, pick-up by the renter is allowed. Items that must be towed or are not easily and safely transported, City staff will deliver and pick-up the items. Detailed set-up and break-down instructions will be provided. Renters may request City staff assistance in the set-up, use and break-down of the rented equipment. This may be approved by the City Manager based on availability of staff and for an additional fee. Renters may be requested to demonstrate their ability to correctly utilize the rented equipment.

Table #1 – City-Owned Property for use in special events

Item	**Rental Price**
One (1), 40 x 40 ft. center pole tent with tie downs and base plate weights	$750
One (1) Portable Restroom Facility	$400
One (1) Portable Stage	$400
One (1) portable, inflatable movie screen	$200
One (1) portable movie projector and sound system with cables	$200
Steet Closed Signs	$100 ea
Portable barricades	$10 ea
Traffic Cones	$10 ea
City Garbage Cans	$10 ea
Roll Off dumpsters	$250
Banquet Tables and chairs	$10/table, $10/10 chairs
Large Power Generator	$300
Small Power Generator	$150
Power Distribution Panel	$150
Fire Hydrant Hose Bib Water Distribution System	$100

Special Event Permit Application - Veterans Day Parade

MEETING DATE	PREPARED BY
July 21, 2022	Administration Department Stephen Prestesater, Director of Public Relations

Special Event Permit Application - St. Rose of Lima Oktoberfest

MEETING DATE	PREPARED BY
July 21, 2022	Administration Department Stephen Prestesater, Director of Public Relations

Special Event Permit Application

City of Milton
6738 Dixon Street, Milton Fl, 32570
850-983-5400 econdev@miltonfl.org

Instructions:

To process this application all applicable pages must be filled out completely and submitted to the City.
Pages 1-6 are mandatory with every application. If you are requesting support and/ or sponsorship for your event, the City of Milton Outside Agency Funding Application is required in addition to this application.
For questions about requirements, fees or the application process contact the Office of Economic Development.

Applicant & Event Organizer Information

☐ Individual ☒ Not-for Profit ☐ For Profit ☐ Charity

☐ Other: _____

Name of Organization: St. Rose of Lima Catholic Church

Address: 6451 Park Ave City: Milton

Phone: 850-623-3600 Email: grejr13@gmail.com

Event POC: George Elliott

Phone: ~~850~~ - 908-487-8622 Email: lewisk@srl.ptdiocese.org

Event Information

☐ Concert ☐ Park Festival ☐ Street Festival ☐ Parade/ Procession

☐ Run/ Walk ☐ Sporting Event ☐ Sale/ Market ☐ Private Event/ Wedding

☒ Other Oktoberfest

Event Name: Oktoberfest

Event website/ Event Page: Srolparish.org and St. Rose of Lima Events on Facebook

Event Location: Behind Church Event Date(s) 10/15/22 to 10/15/22

Time of Event: Day 1 11am to 7pm (Day 2 - Optional) _____ to _____

Setup Date & Time: 7am at 10/15 Teardown Date & Time: 7p at 10/15

Estimated Attendance: 1,000 Is the Event Free to attend? ☒ YES ☐ NO

Special Event Questionnaire

Below are questions about the event. Please answer all questions and attach additional documents, if necessary, to the application.

Will a City park be utilized?	(page 3)	☐ YES	☒ NO
Will equipment from the City of Milton be needed?	(page 3)	☒ YES	☐ NO
Will you need the City's Stage?	(page 3)	☐ YES	☒ NO
Will there be amplified sound?	(page 4)	☒ YES	☐ NO
Will you need the City's portable restroom?	(page 3)	☒ YES	☐ NO
Will tents larger than 10'x10' be erected?	(page 4)	☒ YES	☐ NO
Will inflatable bounce houses be erected?	(page 4)	☐ YES	☒ NO
Will you be using water slides?	(page 4)	☐ YES	☒ NO
Will you need City Dumpsters/ Trashcans?	(page 3)	☒ YES	☐ NO
Will there be fireworks?	(page 4)	☐ YES	☒ NO
Will vendors be selling merchandise, food, or wares?	(page 4)	☐ YES	☒ NO
Will food be cooked at the event?	(page 4)	☒ YES	☐ NO
Will alcohol be sold or given away at this event?	(page 4)	☒ YES	☐ NO
Will animals/ pets be allowed at the event?	(page 4)	☐ YES	☐ NO service animal
Will you be using State or County Roads?	(page 4)	☐ YES	☒ NO
Will temporary No Parking Signs be utilized?	(page 4)	☐ YES	☒ NO
Will EMT be on site?	(page 3)	☐ YES	☐ NO if necessary
Will you need security?	(page 3)	☒ YES	☐ NO
Will you require power on-site?	(page 3)	☒ YES our own	☐ NO
Will you require water on-site?	(page 3)	☒ YES	☐ NO

If you have answered YES to any of these questions, please see page 3-4 and select the items you request to use.

Do you have a Marketing Plan and if so, how will you notify surrounding businesses/ residents of your event?_____

Have you prepared a to scale event map/ layout that meets all ADA parking and access requirements?

☐ YES ☐ NO

We are working on this

City Fee Sheet

(City Fees are the fixed cost for the use of its facilities, licenses, insurance, parks, equipment, etc.)

Location(s)/ Facility used at event:

☐ North Riverwalk	$150	☐ North Willing Street	
☐ South Riverwalk	$150	☐ South Willing Street	
☐ Entire Riverwalk	$250	☐ North Elmira Street	
☐ N Riverwalk Gazebo	$50	☐ South Elmira Street	
☐ S Riverwalk Pavilion	$50	☐ Imogene Parking Lot	

Jernigan's Landing ***(Downtown event location for the City of Milton. Select all applicable)***

☐ Riverside	$100	☐ Festival Area	$150

☐ Other: _____

Requested Items:		**QTY**			**QTY**
☐ Portable Restroom *(at Jernigan's landing)*	$250		☒ Portable Restroom *(at alternate location)*	$350	
☐ City Stage 14'x28'	$350		☐ City Movie System	$250	
☐ Live Music Licensing *,**	$200		☐ Movie Licensing *,**	$(at cost)	
☐ Event Insurance	$(at cost)		☐ Barricades/ Cones	$100/$10	____
☐ Street Info Sign	$250 per____		☒ City Garbage Cans	$10 per	dumpsters like before if possible
☐ Tables 6ft	$5 per	____	☐ Chairs – 10 at a time	$10	____
☐ Tables & Chairs D/S/R	$25	____	☐ Tables & Chairs cleaning	$100	____
☐ Small Generator's	$100	____	☐ Large Generator	$250	
☐ Generator power distro	$100		☐ Hose-bid water distro	$100	
☐ City Hydrant tap fee	$50 + meter rate		☐ Fire/EMS (if available)	$30hr / 2hr min	
☒ Police (if available)	$25hr / 4hr min		☐ Public Works Crew	$20hr/ 2hr min	
☐ Other City Staff	$25hr/ 2hr min		☐ Street Sweeping	$250 per sweep	
☐ Electrical Activation	$75 + meter rate		☐ Event Clean-up	$100hr	

☐ Parade Package (including Police, Public Works, Planning and required street closures) $1,000

☐ Concert Package (including light & sound production from our 3rd party vendor) $1,600

*Published music, movies, and other electronic art forms are protected by US Copyright and Trademark laws. Unauthorized use of copyrighted work is illegal.

**Must be free event, open to the public and located within the City Limits to access the City's ASCAP, BMI and SESAC License.

Ordinances & Special Requests

Tourism District and Downtown Milton Special Requests:

NOTE: Tourism District Special Request Applications must be received by the city sixty (60) days prior to the event. Events with Alcohol mut submit ninety (90) days prior to the event.

I hereby request waiver of the following ordinances: ***(only available in the Tourism District)***

- [x] Open Container Ordinance (Section 6-27)
- [ ] Noise Ordinance (LDR Section III-5.16)
- [ ] Animal Control Ordinance (Section 4-37(b))
- [ ] And/ or other Ordinance _____

I hereby request the following regarding the Blackwater River:

- [ ] Activate Boating Restricted Areas
- [ ] Activate 24-hour docking at the Riverwalk

I hereby request the use of Fireworks in the City of Milton:

- [ ] By selecting this box, you must complete the City of Milton Fireworks Display Permit Application

**note – Fireworks are subject to approval by the City Fire Chief and must be done by a licensed and insured pyrotechnics professional. Additional information will be provided.*

Time Period from when these requests will take place:

From: _____ Date: _____ To: _____ Date: _____

I hereby request that vendors be allowed to sell their wares at the event. All vendors know they must abide by all federal, state, county, and local laws regarding resell, sell of their ware. All vendors have their applicable license's available if requested. City will not be held liable. ☐ YES ☒ NO

Will this event require Road Closures? ---------- ☐ YES ☒ NO

Stewart Street requires a separate FDOT application. A scheduled meeting with the Planning Department is required for a State Road Clousure. Ensure you have your date/ time confirmed prior to submitting your information. The City will assist.

If so, please list street names:

1)_____ 2)_____

3)_____ 4)_____

Is this an annual Event? ☐ YES ☐ NO

If YES, list the date(s) requested for next year. Please note that requesting the date(s) on this application does not guarantee a hold or act as a confirmation of the requested date(s).

Requested event date(s): _____ Alternative Date(s): _____

Additional Documents Required with Application

All events require an Event Site Map and copy of Insurance Certificate's 10 days prior. Below are additional documents that may be required to be submitted with the application. Application will be considered incomplete without these documents.

For additional information on what is required please contact the Office of Economic Development.

☒ **Event Site Map** ☐ Event Race Route Map ☐ Parade Route & Alternate

Event organizers must provide a site map with vendor locations, portable restrooms, run/ walk route, etc. at the time this application is submitted. A detailed listing of all services is required for public awareness & safety.

☐ **Insurance Certificate(s)** ☐ Fireworks Application ☐ Other *(any other agency)*

☒ Tax Exempt Certificate and 501(c)3 Documentation *(if the entity is claiming tax exempt and/ or non-profit status)*

Rules & Regulations

Application Dates:

- The permit application process should begin at least 60 days prior to the event date. 90 days if alcohol is to be sold or given away. Parade application process should allow 6 months.
- Once all documents have been submitted, City Staff will schedule a meeting to review all information and ensure event organizers have met all requirements. Staff will at this time develop an Agenda Analysis for Councils review. Council will be informed during the Committee of the Whole meeting. This meeting takes place the third Thursday of every month.
- Each event will require Councils approval and organizers should attend *(if requesting support)*.

Cancellation Policy:

- Event application fees are non-refundable if the event is cancelled by the applicant.
- Although event application fees are non-refundable, if an event is cancelled due to inclement weather, the fee may be credited towards an alternate date. Event Organizers must inform the Office of Economic Development when cancelling any event. An alternate date must take place within one year of the original event date.

ADA Accessibility Guidelines:

- Event Organizers must make the event accessible to people with disabilities to the greater extent possible in compliance with the requirements of the American with Disabilities Act (ADA).
- Accessible parking must also be provided for persons with Disabilities. Information regarding accessible parking locations should be included as part of the event site map.

Clean-Up:

- It is understood that clean-up will be performed immediately following the event. Event site must be returned to its pre-event state. Failure to adequately clean-up event site may result in a fee. Adequacy of clean-up will be assessed by City of Milton Code Enforcement.

Hold Harmless Agreement

For and in consideration of having been granted permission by the City of Milton to hold a Special Event within the City of Milton limits, the undersigned hereby agrees on behalf of the organization, to indemnify and hold harmless the City of Milton, its subsidiaries or affiliates, elected and appointed officials, employees, volunteers, representatives and agents from any and all claims, suits, actions, damages, liability and expenses in conjunction with loss of life, bodily injury or personal injury or property damage, including loss of use thereof, directly or indirectly caused by, resulting from, arising out of or occurring in connection with this permitted activity.

The undersigned also agrees to protect and hold harmless the City of Milton, its subsidiaries or affiliates, elected and appointed officials, employees, volunteers, representatives and agents from any and all claims, suits, actions, damages, liability and expenses, present, past or future which may be asserted by this organization, or any member of this organization, or any participant of third party arising out of or occurring in connection with this permitted event.

By the signature to this document the undersigned acknowledges that it understands the contents of this document and is voluntarily agreeing to its terms.

In witness whereof I have here unto set my hand and seal this _____ day of _____ in 20___

Name of Special Event Oktoberfest

Date(s) of Special Event October 15th

Name of Organization St. Rose of Lima

Event Organizers Name George Elliott / Kate Lewis Parish Manager

Address of Organization 6451 Park Ave

Phone Number 850-623-3600

Email grejr13@gmail.com

Printed Name _____ Signature _____

Internal Signatures Required for Approval:

Office of Economic Development: _____ Planning: _____

Public Works: _____ Police: _____ Fire: _____

Agenda Item # 2022-577

Budget & Timeline for Wastewater Treatment Plant

MEETING DATE	PREPARED BY
July 21, 2022	Curtis Krebs, Chief Financial Officer, Sandra Woodbery, Grants Manager, Heidi Sroka, Budget Coordinator

BACKGROUND

This is the budget and timeline for the North Santa Rosa Regional Reclamation Facility. Projections were completed in 2021 and previously presented to the City Council; the plant operating expenses show three scenarios of varying levels of growth over the next five years.

SUMMARY

This is the budget and timeline for the North Santa Rosa Regional Water Reclamation Facility. Projections were completed in 2021 and previously presented to the City Council; the plant operating expenses show three scenarios of varying levels of growth over the next five years.

RECOMMENDATION

Committee direction

ATTACHMENTS

1. NORTH SANTA ROSA REGIONAL WATER RECLAMATION FACILITY Budget and Timeline Summary
2. 1. WWTP Yearly Projection With no Housing-Comm
3. 2. WWTP Yearly Projection Medium Housing Growth
4. 3. WWTP Yearly Projection Higher Housing Growth

NORTH SANTA ROSA REGIONAL WATER RECLAMATION FACILITY
BUDGET AND TIMELINE

The total new wastewater treatment plant project is $43,871,500. The project phases include the new plant ($35,000,000), the rapid infiltration basin system (RIBS) ($4,500,000), and the NAS Whiting Field force and effluent reuse mains ($4,371,500).

New Plant: Budgeted loan and grant funds for the new plant includes a Clean Water State Revolving Fund loan and grant ($14,000,0000 loan and $4,022,475 grant), an American Rescue Plan Act Economic Adjustment Assistance grant ($5,857,453) and a RESTORE Act grant ($6,500,000). City reserves will be used to fund the balance ($4,642,547).

RIBS: Budgeted grant funds for the rapid infiltration basin area includes the American Rescue Plan Act Coronavirus Local Fiscal Recovery grant ($2,635,241). City reserves will be used to fund the balance ($1,864,759).

NAS Whiting Field: Budgeted grant funds for the NAS Whiting Field force and effluent reuse mains includes the Defense Community Infrastructure Program grant ($3,000,000). City reserves will be used to fund the balance ($1,371,500).

New Wastewater Treatment Plant - Including Ribs	**$**	**39,500,000.00**	
New Plant (Excluding RIBS)	**$**	**35,000,000.00**	
	$	4,620,072.00	City Reserves
	$	14,000,000.00	SRF Loan
	$	4,022,475.00	SRF Grant on Principal
	$	5,857,453.00	EDA
	$	6,500,000.00	RESTORE
	$	**-**	
Disposal Area (RIBS)	**$**	**4,500,000.00**	
	$	1,864,759.00	City Reserves
	$	2,635,241.00	City ARP
	$	**-**	
NAS Whiting Field Force and Effluent Reuse Mains	**$**	**4,371,500.00**	
	$	1,371,500.00	City Reserves
	$	3,000,000.00	DCIP
	$	**-**	
PROJECT TOTAL	**$**	**43,871,500.00**	

Geotechnical and design work will be completed in August. Project timelines are as follows:

ACTIVITY	NEW TIMELINE
ALL Designs Complete	August, 2022
Bidding and Awarding of ALL Contracts	Ocotober, 2022
Final Permitting and Compliance of ALL Phases	November, 2022
Notice to Proceed on ALL Phases	January, 2023
Construction Completed Wastewater Treatment Plant	September, 2024
Construction Completed RIBS, Reuse and Mains	March, 2025

PROJECTED REV & EXP FOR EXIST & NEW WWTP W/O HOUSING INCREASE & COMMERCIAL INCREASE

	Existing Budget	Existing FY 2023	Existing FY 2024	Existing FY 2025	New FY 2025	Existing FY 2026	New FY 2026	Existing FY 2027	New FY 2027
REVENUE									
Intergovernmental	-								
Charges for Services									
Penalties	92,650	97,300	101,200	105,250	25,000	108,400	30,000	111,600	35,000
Sewer Revenue	4,391,649	4,923,439	5,107,889	3,469,501	1,771,830	3,573,586	1,815,619	3,680,794	1,860,721
Sewer Connects	109,000	0	0	0	0	0	0	0	0
Sundial Labor Charge	20,000	20,000	20,000	20,000		20,000		20,000	
Misc	10,000	10,000	10,000	10,000	5,000	10,000	5,000	10,000	5,000
Transfers									
TOTAL	4,623,299	5,050,739	5,239,089	3,604,751	1,801,830	3,711,986	1,850,619	3,822,394	1,900,721
EXPENSE									
Personal Services	572,202	600,812	624,845	649,838	525,000	669,333	540,750	689,413	556,973
Operating Expenses									
Prof Svcs - Engineering	22,000	10,000	10,000	10,000	10,000	10,000	10,000	10,000	10,000
Accting & Auditing	4,855	5,000	5,000	5,000	5,000	5,000	5,000	5,000	5,000
Other Contr Svcs	56,207	55,000	55,000	55,000	55,000	55,000	55,000	55,000	55,000
Payment in Lieu of Taxes	139,195	146,155	152,001	158,081	150,000	162,823	154,500	167,708	159,135
Travel & Per Diem	1,000	1,000	1,000	1,000	1,000	1,000	1,000	1,000	1,000
Comm Svcs	14,000	14,000	15,000	15,000	12,000	16,000	13,000	16,000	14,000
Utility Svcs	250,000	200,000	200,000	200,000	200,000	210,000	200,000	210,000	200,000
Insurances & Bonds	139,864	130,000	130,000	130,000	130,000	130,000	130,000	130,000	130,000
Rentals & Leases	1,000	1,000	1,000	1,000	1,000	1,000	1,000	1,000	1,000
R&M	250,000	250,000	250,000	250,000	75,000	250,000	75,000	250,000	150,000
Advert & Promo	1,500	1,500	1,500	1,500	1,500	1,500	1,500	1,500	1,500
Misc Exp - Uniforms	4,400	4,400	4,400	4,400	4,400	4,400	4,400	4,400	4,400
Misc Exp - Gas & Oil	1,000	1,000	1,000	1,000	1,000	1,000	1,000	1,000	1,000
Misc Exp - Lab Svc	20,000	20,000	20,000	20,000	20,000	20,000	20,000	20,000	20,000
Misc Exp - State Permit Fees	7,500	7,500	7,500	7,500	7,500	7,500	7,500	7,500	7,500
Misc Exp - Prop Tax	2,092	2,092	2,092	2,092	2,092	2,092	2,092	2,092	2,092
Misc Exp - IT Exp	13,868	13,868	14,284	14,713	14,713	15,154	15,154	15,609	15,609
Misc Exp - Billing & Adm	197,625	207,506	215,807	224,439	25,000	231,172	25,000	238,107	25,000
Operating Supplies	105,000	105,000	105,000	105,000	105,000	105,000	105,000	105,000	105,000
Dues & Subscrip/Training	2,500	2,500	2,500	2,500	2,500	2,500	2,500	2,500	2,500
Debt Service									
Principal Expense	270,537	270,537	270,537	270,537	341,005	270,537	683,289	270,537	684,998
Interest Expense	66,085	66,085	66,085	66,085	17,473	66,085	33,665	66,085	31,956
Transfer	1,613,272	1,693,936	1,761,693	1,274,521	536,192	1,312,757	552,278	1,352,140	568,846
TOTAL	3,755,702	3,808,891	3,916,244	3,469,206	2,242,375	3,549,853	2,638,628	3,621,591	2,752,509
NET	867,597	1,241,848	1,322,845	135,545	-440,545	162,133	-788,009	200,803	-851,788
		5% + 0 new homes	4% + 0 new homes	4% + 0 new homes	4% + 0 new homes move corrections 0 new comm customers	3% + 0 new homes	3% + 0 new homes 0 new comm customers	3%+0 new homes	3%+ 0 new homes 0 new comm customers

** This projection includes no new homes or industrial customers and only switching the correctional customers over to the new WWTP.
**SR Corrections Rate at $7.70 in 2023, 2024, & 2025

PROJECTED REVENUE AND EXPENSE FOR EXISTING AND NEW WASTEWATER TREATMENT PLANTS WITH REDUCED CUSTOMER BASE

	Existing Budget	Existing FY 2023	Existing FY 2024	Existing FY 2025	New FY 2025	Existing FY 2026	New FY 2026	Existing FY 2027	New FY 2027
REVENUE									
Intergovernmental	-								
Charges for Services									
Penalties	92,650	97,300	101,200	105,250	25,000	108,400	30,000	111,600	35,000
Sewer Revenue	4,391,649	49,879,011	5,241,969	3,719,619	2,302,497	3,840,184	2,660,775	3,964,636	2,771,382
Sewer Connects	109,000	100,000	100,000	75,000	175,000	50,000	150,000	50,000	100,000
Sundial Labor Charge	20,000	20,000	20,000	20,000		20,000		20,000	
Misc	10,000	10,000	10,000	10,000	5,000	10,000	5,000	10,000	5,000
Transfers									
TOTAL	4,623,299	50,106,311	5,473,169	3,929,869	2,507,497	4,028,584	2,845,775	4,156,236	2,911,382
EXPENSE									
Personal Services	572,202	600,812	624,845	649,838	525,000	669,333	540,750	689,413	556,973
Operating Expenses									
Prof Svcs - Engineering	22,000	10,000	10,000	10,000	10,000	10,000	10,000	10,000	10,000
Accting & Auditing	4,855	5,000	5,000	5,000	5,000	5,000	5,000	5,000	5,000
Other Contr Svcs	56,207	55,000	55,000	55,000	55,000	55,000	55,000	55,000	55,000
Payment in Lieu of Taxes	139,195	146,155	152,001	158,081	150,000	162,823	154,500	167,708	159,135
Travel & Per Diem	1,000	1,000	1,000	1,000	1,000	1,000	1,000	1,000	1,000
Comm Svcs	14,000	14,000	15,000	15,000	12,000	16,000	13,000	16,000	14,000
Utility Svcs	250,000	200,000	200,000	200,000	200,000	210,000	200,000	210,000	200,000
Insurances & Bonds	139,864	130,000	130,000	130,000	130,000	130,000	130,000	130,000	130,000
Rentals & Leases	1,000	1,000	1,000	1,000	1,000	1,000	1,000	1,000	1,000
R&M	250,000	250,000	250,000	250,000	75,000	250,000	75,000	250,000	150,000
Advert & Promo	1,500	1,500	1,500	1,500	1,500	1,500	1,500	1,500	1,500
Misc Exp - Uniforms	4,400	4,400	4,400	4,400	4,400	4,400	4,400	4,400	4,400
Misc Exp - Gas & Oil	1,000	1,000	1,000	1,000	1,000	1,000	1,000	1,000	1,000
Misc Exp - Lab Svc	20,000	20,000	20,000	20,000	20,000	20,000	20,000	20,000	20,000
Misc Exp - State Permit Fees	7,500	7,500	7,500	7,500	7,500	7,500	7,500	7,500	7,500
Misc Exp - Prop Tax	2,092	2,092	2,092	2,092	2,092	2,092	2,092	2,092	2,092
Misc Exp - IT Exp	13,868	13,868	14,284	14,713	14,713	15,154	15,154	15,609	15,609
Misc Exp - Billing & Adm	197,625	207,506	215,807	224,439	75,000	231,172	105,000	238,107	115,000
Operating Supplies	105,000	105,000	105,000	105,000	105,000	105,000	105,000	105,000	105,000
Dues & Subscrip/Training	2,500	2,500	2,500	2,500	2,500	2,500	2,500	2,500	2,500
Debt Service									
Principal Expense	270,537	270,537	270,537	270,537	341,005	270,537	683,289	270,537	684,998
Interest Expense	66,085	66,085	66,085	66,085	17,473	66,085	33,665	66,085	31,956
Transfer	1,613,297	1,717,616	1,810,948	1,366,402	731,133	1,410,692	862,746	1,456,409	903,378
TOTAL	3,755,727	3,832,571	3,965,499	3,561,087	2,487,316	3,647,788	3,029,096	3,725,860	3,177,041
NET	867,572	46,273,740	1,507,670	368,782	20,181	380,796	-183,321	430,376	-265,659
		5% + 200 new homes	4% + 200 new homes	4% + 150 new homes	4% + 250 new homes move corrections 2 new comm customer	3% + 25 new homes	3% + 250 new homes 2 new comm customer	3%+25 new homes	3%+ 50 new homes 1 new comm customer

**SR Corrections Rate at $7.70 in 2023, 2024, & 2025

PROJECTED REVENUE AND EXPENSE FOR EXISTING AND NEW WASTEWATER TREATMENT PLANTS

	Existing Budget	Existing FY 2023	Existing FY 2024	Existing FY 2025	New FY 2025	Existing FY 2026	New FY 2026	Existing FY 2027	New FY 2027
REVENUE									
Intergovernmental	-								
Charges for Services									
Penalties	92,650	97,300	101,200	105,250	25,000	108,400	30,000	111,600	35,000
Sewer Revenue	4,391,649	5,020,131	5,309,008	3,841,617	2,380,935	3,965,842	2,823,064	4,094,063	2,938,532
Sewer Connects	109,000	150,000	150,000	150,000	230,000	50,000	250,000	50,000	100,000
Sundial Labor Charge	20,000	20,000	20,000	20,000		20,000		20,000	
Misc	10,000	10,000	10,000	10,000	5,000	10,000	5,000	10,000	5,000
Transfers									
TOTAL	4,623,299	5,297,431	5,590,208	4,126,867	2,640,935	4,154,242	3,108,064	4,285,663	3,078,532
EXPENSE									
Personal Services	572,202	600,812	624,845	649,838	525,000	669,333	540,750	689,413	556,973
Operating Expenses									
Prof Svcs - Engineering	22,000	10,000	10,000	10,000	10,000	10,000	10,000	10,000	10,000
Accting & Auditing	4,855	5,000	5,000	5,000	5,000	5,000	5,000	5,000	5,000
Other Contr Svcs	56,207	55,000	55,000	55,000	55,000	55,000	55,000	55,000	55,000
Payment in Lieu of Taxes	139,195	146,155	152,001	158,081	150,000	162,823	154,500	167,708	159,135
Travel & Per Diem	1,000	1,000	1,000	1,000	1,000	1,000	1,000	1,000	1,000
Comm Svcs	14,000	14,000	15,000	15,000	12,000	16,000	13,000	16,000	14,000
Utility Svcs	250,000	200,000	200,000	200,000	200,000	210,000	200,000	210,000	200,000
Insurances & Bonds	139,864	130,000	130,000	130,000	130,000	130,000	130,000	130,000	130,000
Rentals & Leases	1,000	1,000	1,000	1,000	1,000	1,000	1,000	1,000	1,000
R&M	250,000	250,000	250,000	250,000	75,000	250,000	75,000	250,000	150,000
Advert & Promo	1,500	1,500	1,500	1,500	1,500	1,500	1,500	1,500	1,500
Misc Exp - Uniforms	4,400	4,400	4,400	4,400	4,400	4,400	4,400	4,400	4,400
Misc Exp - Gas & Oil	1,000	1,000	1,000	1,000	1,000	1,000	1,000	1,000	1,000
Misc Exp - Lab Svc	20,000	20,000	20,000	20,000	20,000	20,000	20,000	20,000	20,000
Misc Exp - State Permit Fees	7,500	7,500	7,500	7,500	7,500	7,500	7,500	7,500	7,500
Misc Exp - Prop Tax	2,092	2,092	2,092	2,092	2,092	2,092	2,092	2,092	2,092
Misc Exp - IT Exp	13,868	13,868	14,284	14,713	14,713	15,154	15,154	15,609	15,609
Misc Exp - Billing & Adm	197,625	207,506	215,807	224,439	75,000	231,172	105,000	238,107	115,000
Operating Supplies	105,000	105,000	105,000	105,000	105,000	105,000	105,000	105,000	105,000
Dues & Subscrip/Training	2,500	2,500	2,500	2,500	2,500	2,500	2,500	2,500	2,500
Debt Service									
Principal Expense	270,537	270,537	270,537	270,537	341,005	270,537	683,289	270,537	684,998
Interest Expense	66,085	66,085	66,085	66,085	17,473	66,085	33,665	66,085	31,956
Transfer	1,613,297	1,729,456	1,835,574	1,411,218	759,947	1,456,852	922,363	1,503,954	964,780
TOTAL	3,755,727	3,844,411	3,990,125	3,605,903	2,516,130	3,693,948	3,088,713	3,773,405	3,238,443
NET	867,572	1,453,020	1,600,083	520,964	124,805	460,294	19,351	512,258	-159,911
		5% + 300 new homes	4% + 300 new homes	4% + 300 new homes	4% + 475 new homes move corrections 2 new comm customer	3% + 25 new homes	3% + 476 new homes 2 new comm customer	3%+25 new homes	3%+ 50 new homes 1 new comm customer

**SR Corrections Rate at $7.70 in 2023, 2024, 2025

Agenda Item # 2022-576

Budget and Reserve Policy Review

MEETING DATE	PREPARED BY
July 21, 2022	Heidi Sroka, Budget Coordinator

BACKGROUND

Review of the Reserve Fund Policy, the individual department budgets and the proposed detailed City of Milton budget.

SUMMARY

Review of the Reserve Fund Policy, the individual department budgets and the proposed City of Milton budget.

RECOMMENDATION

Committee direction

ATTACHMENTS

1. Reserve Policy 22_23 Proposed II
2. Dept 511 Council
3. Dept 513 Admin
4. Dept 514 Non-Departmental
5. Dept 515 Planning
6. Dept 516 Finance
7. Dept 519 Facilities Maintenance
8. Dept 521 Law Enforcement
9. Dept 522 Fire
10. Dept 523 Information Technology
11. Dept 524 City Clerk
12. Dept 532 Gas
13. Dept 534 Sanitation
14. Dept 535 Wastewater Department
15. Dept 536 Water Services Department
16. Dept 537 Stormwater Department
17. Dept 538 Marina
18. Dept 541 Road & Street
19. Dept 572 - Parks
20. Dept 573 Landscaping

21. Dept 574 Economic Development
22. Fund 111 CRA I - Downtown
23. Fund 112 CRA II - North
24. Fund 113 CRA III - South
25. Fund 409 - Sundial Wastewater
26. FY 2023 Expense Proposed

General Fund Reserve Policy

Purpose: The City of Milton (the City) is committed to prudent fiscal practices and maintaining adequate General Fund reserves to ensure consistent, uninterrupted municipal services and facilities in the wake of potential risk events, such as a major economic downturn or natural disaster (e.g., wildfires, hurricanes or other storm events). Additionally, the city is committed to maintaining an adequate reserve to protect its credit quality and reduce the City's cost of borrowing, as adequate reserves represent a significant factor in a rating agency's evaluation.

General Fund Reserve: The City of Milton will maintain a General Fund reserve equivalent to 4.5 months of the monthly general fund operating expense.

Risk-Based Reserve Classifications: Those reserve funds shall be further sub-divided into the following three (3) risk exposure classifications. Each will be established as a percentage of established General Fund reserve.

- 20% Reserve for Revenue Volatility- The City will maintain this amount as a hedge against swings in revenue from economic conditions, state actions and other adverse conditions, particularly changes in sales tax, property tax, and other fee-based revenue.
- 20% Reserve for Expenditure Volatility- The City will maintain this amount as a hedge against unanticipated costs such as major litigation, a spike in pension contributions resulting from the market volatility, or unplanned capital expenditures.
- 60% Reserve for Extreme Events/Public Safety- The City will maintain this amount as a hedge against natural disasters, other public safety emergencies and unexpected infrastructure repair and replacement.

Reserve Administration: The following is provided for appropriate and timely administration of the City's General Fund reserve.

- The City's overall General Fund Reserve amount (i.e., 4.5 months) will be reported and adjusted annually with budget adoption.
- Any funds in excess of the City's 4.5 months of General Fund reserve will be identified at the close of each fiscal year for programming at the City Council's discretion.
- If, based on the Finance Department's forecasting and analysis, a 4.5-month General Fund reserve is not being met or will likely not be met within a three-year time horizon, the Finance Director will work with the City Manager to develop a plan to achieve the 4.5 month reserve balance. The plan will be presented to City Council for consideration and adoption as soon as practicable.

Conditions for Use of Reserves: The following is provided to govern the appropriate use and replenishment of the City's General Fund reserve.

A. The three (3) Risk-Based Reserve classifications are identified separately as justification for the City's Overall General Fund Reserve. The full 4.5-month reserve is available to address unanticipated events in any area (e.g., Revenue Volatility, Expenditure Volatility, and Extreme Events/Public Safety) at the City Council's discretion.

It is the intent of the City to limit use of General Fund reserves to address unanticipated, non-recurring needs. Reserves shall not normally be applied to recurring annual operating expenditures.

B. With Council authorization, General Fund reserves may be used to allow time for the City to restructure its operations in a deliberate manner (e.g., to address a severe economic downturn), but such use will only occur in the context of an adopted long-term plan to achieve a sustainable structure.

Upon City Council declaration of an emergency or other action to appropriate these funds, the use of reserves by the City Manager shall be consistent with the purposes and provisions contained within this policy and the City of Milton's general Financial Policy.

Any use of General Funds that would cause the City's reserve to drop below 4.5 months of budgeted annual General Fund operating expenditures shall be permitted only on a specific, case-by-case basis as authorized by the City Council.

C. In the event City Council authorizes use of the General Fund reserve below 4.5 months, the City Manager shall propose a plan for the replenishment of the reserves to the City Council. The proposed plan shall be provided to the City Council within 60 days or as soon as practicable.

The City will strive to replenish the General Fund reserve to 4.5 months within one year of use but will fully replenish the reserve within five years of use.

The city will seek reimbursement from the Federal Emergency Management Agency to replenish reserves used in connection with a catastrophic event. Application for reimbursement will be made as soon as practicable following a catastrophic event, consistent with all federal guidelines.

D. The City will procure appropriate insurance coverages to protect and preserve its General Fund reserve should an unanticipated risk event occur. The City's insurance program shall to the extent its available provide coverage for catastrophic events (e.g., wildfires, winter storms or earthquakes).

When necessary and appropriate, the City should consider borrowing from other City funds (i.e., inter-fund loans) or through access to the debt markets rather than draw upon General Fund reserves.

E. Average expenditure of Reserve Funds in excess of 4.5 months shall not be subject to the requirements of section B & C above.

DRAFT

CITY OF MILTON
001 General Fund - Dept 511 Council
FISCAL YEAR ENDING SEPTEMBER 30, 2023
with comparative amounts for 2021 through 2022

Council Department

	FY2021 Actual	FY2022 Budget	FY2022 YTD	FY2023 Budget	**MGR REC**
Personal Services	104,993	112,472	84,221	109,922	**109,922**
Operating Expenses	10,146	10,500	7,316	11,500	**11,500**
Grants				20,000	**20,000**
Grand Total	115,139	122,972	91,537	141,422	**141,422**

Increase due to addition of Grants funding

Total Increase	18,450

CITY OF MILTON
001 General Fund - 513 Administration Department
FISCAL YEAR ENDING SEPTEMBER 30, 2023
with comparative amounts for 2021 through 2022

Administration

	FY2021 Actual	FY2022 Budget	FY2022 YTD	FY2023 Budget	**MGR REC**
Personal Services	794,565	819,896	584,704	1,023,992	**1,023,992**
Operating Expenses	21,623	33,600	49,017	38,900	**38,900**
Capital	3,000	-	-	-	**-**
201 Debt Service	-	-	-	-	**-**
Grand Total	819,188	853,496	633,721	1,062,892	**1,062,892**

Increase due to wages, benefits, insurance
Hiring Grants/Clerk Assistant & Moving PIO Director Level

Total Increase	209,396

CITY OF MILTON
001 General Fund - 514 Non-Departmental
FISCAL YEAR ENDING SEPTEMBER 30, 2023
with comparative amounts for 2021 through 2022

NON-DEPARTMENTAL

	FY2021 Actual	FY2022 Budget	FY2022 YTD	FY2023 Budget	**MGR REC**
Operating Expenses	650,985	583,035	465,134	778,542	**778,542**
Capital	-	-	-	-	**-**
Debt Service	5,720	6,240	1,895	2,500	**2,500**
Grants	30,000	44,500	5,500	37,000	**37,000**
301 - Capital Projects	-	-	-	-	-
Grand Total	686,705	630,096	472,529	818,042	**818,042**

Increase in costs for Hurricane expenditures, Utilities, TIF, & various contracts including Engineering, Lobbyist, Insurance, Event Support

Total Increase	187,946

CITY OF MILTON
001 General Fund - Dept 515 Planning
FISCAL YEAR ENDING SEPTEMBER 30, 2023
with comparative amounts for 2021 through 2022

PLANNING DEPARTMENT

	FY2021 Actual	FY2022 Budget	FY2022 YTD	FY2023 Budget	**MGR REC**
Personal Services	372,164	407,363	257,353	443,743	**443,743**
Operating Expenses	31,829	44,500	16,214	48,100	**48,100**
Capital	-	-	-	-	**-**
Grand Total	403,993	451,863	273,567	491,843	**491,843**

Increase due to wages, benefits

Total Increase	39,980

CITY OF MILTON
001 General Fund - Dept 516 Finance
FISCAL YEAR ENDING SEPTEMBER 30, 2023
with comparative amounts for 2021 through 2022

FINANCE DEPARTMENT

	FY2021 Actual	FY2022 Budget	FY2022 YTD	FY2023 Budget	**MGR REC**
Personal Services	542,189	466,519	339,937	523,006	**523,006**
Operating Expenses	46,099	63,150	36,083	60,650	**60,650**
Capital	-	-	-	-	**-**
Grand Total	588,288	529,669	376,020	583,656	**583,656**

Increase due to wages, benefits

Total Increase	53,987

CITY OF MILTON
001 General Fund - Dept 519 Facilities Maintance
FISCAL YEAR ENDING SEPTEMBER 30, 2023
with comparative amounts for 2021 through 2022

FACILITIES MAINTENANCE

	FY2021 Actual	FY2022 Budget	FY2022 YTD	FY2023 Budget	**MGR REC**
Operating Expenses	102,184	127,000	73,358	135,000	**135,000**
Capital	-	-	-	-	**-**
Grand Total	102,184	127,000	73,358	135,000	**135,000**

Increase in R&M Police, Firehouse

Total Increase	8,000

CITY OF MILTON
001 General Fund - Dept 521 Law Enforcement
FISCAL YEAR ENDING SEPTEMBER 30, 2023
with comparative amounts for 2021 through 2022

LAW ENFORCEMENT

	FY2021 Actual	FY2022 Budget	FY2022 YTD	FY2023 Budget	**MGR REC**
Personal Services	2,011,955	2,388,198	1,316,162	2,486,906	**2,486,906**
Operating Expenses	170,641	256,511	128,792	257,284	**257,284**
Capital	164,995	107,000	44,093	120,000	**120,000**
Grand Total	2,347,591	2,751,709	1,489,047	2,864,190	**2,864,190**

Increase in wages, benefits
Capital - 2 Police Vehicles

Total Increase	112,481

CITY OF MILTON
001 General Fund - Dept 522 Fire Control
FISCAL YEAR ENDING SEPTEMBER 30, 2023
with comparative amounts for 2021 through 2022

FIRE CONTROL

	FY2021 Actual	FY2022 Budget	FY2022 YTD	FY2023 Budget	**MGR REC**
522 - Fire Control					
Personal Services	1,860,489	1,992,979	1,405,475	2,117,526	**2,117,526**
Operating Expenses	93,066	128,622	62,136	141,605	**141,605**
Capital	20,809	-	-	100,000	**100,000**
Capital - Request by Council	-	-	-	-	**-**
522 - Debt Service					
Debt Service	51,273	51,272	51,272	139,891	**139,891**
301 Capital Projects					
Capital	-	100,000	4,500	-	**-**
Grand Total	2,025,637	2,272,873	1,523,383	2,499,022	**2,499,022**

Increase due to salaries, benefits, SCBA, utilities, new debt service

Total Increase	226,149

CITY OF MILTON
001 General Fund - Dept 511 Council
FISCAL YEAR ENDING SEPTEMBER 30, 2023
with comparative amounts for 2021 through 2022

Information Technology Department

	FY2021 Actual	FY2022 Budget	FY2022 YTD	FY2023 Budget	**MGR REC**
Personal Services	86,755	151,075	103,375	194,520	**194,520**
Operating Expenses	203,635	217,600	197,292	308,100	**308,100**
Capital		12,500	-	15,000	**15,000**
Grand Total	290,390	381,175	300,667	517,620	**517,620**

Increase due to proposed position, comp software maint, & acquisition

Total Increase	136,445

CITY OF MILTON
001 General Fund - Dept 511 Council
FISCAL YEAR ENDING SEPTEMBER 30, 2023
with comparative amounts for 2021 through 2022

City Clerk Department

	FY2021 Actual	FY2022 Budget	FY2022 YTD	FY2023 Budget	**MGR REC**
Personal Services	-	136,743	57,206	74,253	**74,253**
Operating Expenses	-	5,100	3,078	7,700	**7,700**
Capital		-	-	-	**-**
Grand Total	-	141,843	60,284	81,953	**81,953**

New Department w/new clerk

Total Decrease	(59,890)

CITY OF MILTON
402 Gas Fund
FISCAL YEAR ENDING SEPTEMBER 30, 2023
with comparative amounts for 2021 through 2022

GAS - UTILITY SERVICE

	FY2021 Actual	FY2022 Budget	FY2022 YTD	FY2023 Budget	**MGR REC**
532 - Utility Service					
Personal Services	708,637	771,331	514,551	951,835	**951,835**
Operating Expenses	2,338,516	2,388,440	2,022,206	3,089,964	**3,089,964**
Capital	-	150,000	39,315	255,000	**255,000**
Debt Service	21,078	89,568	67,502	89,568	**89,568**
533 - Marketing					
Personal Services	-	-	-	-	**-**
Operating Expenses	56,613	70,000	43,728	80,000	**80,000**
581 - Transfers					
Transfers	967,707	1,375,708	875,708	1,269,765	**1,269,765**
590 - Reserve		45,407			
Grand Total	4,092,551	4,890,454	3,563,010	5,736,132	**5,736,132**

Increase due to salaries, benefits, natural gas costs
Capital - CNG Upgrade (Storage tank) & Vehicle

Total Increase	845,678

CITY OF MILTON
404 Sanitation - Dept 534 Sanitation
FISCAL YEAR ENDING SEPTEMBER 30, 2023
with comparative amounts for 2021 through 2022

Sanitation Department

	FY2021 Actual	FY2022 Budget	FY2022 YTD	FY2023 Budget	**MGR REC**
Personal Services	440,572	484,576	277,379	499,496	**499,496**
Operating Expenses	1,235,226	818,916	736,898	977,674	**977,674**
Capital	-	125,000	-	375,000	**375,000**
Transfers	-	94,701	94,701	238,993	**238,993**
Grand Total	1,675,798	1,523,193	1,108,978	2,091,163	**2,091,163**

Increase in salary, benefits, gas & oil, tipping fee, R&M, transfers, new sidearm truck

Total Increase	567,970

CITY OF MILTON
403 Water & Sewer Fund - Dept 535 Wastewater
FISCAL YEAR ENDING SEPTEMBER 30, 2023
with comparative amounts for 2021 through 2022

Wastewater Department

	FY2021 Actual	FY2022 Budget	FY2022 YTD	FY2023 Budget	**MGR REC**
Personal Services	479,359	572,202	426,228	801,097	**801,097**
Operating Expenses	2,482,022	1,484,856	1,090,339	1,513,697	**1,513,697**
Capital	-	22,118,000	430,339	430,390	**430,390**
Debt Service	72,461	336,622	253,800	336,622	**336,622**
Grand Total	3,033,842	24,511,680	2,200,706	3,081,806	**3,081,806**

Capital for WWTP: $240K WWTP Upgrade & $190K Water Well Repairs	Total Decrease	(21,429,874)
	Less Capital diff	21,687,610
Increase in Salary, benefits, operating supplies	Total Increase	257,736

CITY OF MILTON
403 Water & Sewer Fund - Dept 536 Water Services
FISCAL YEAR ENDING SEPTEMBER 30, 2023
with comparative amounts for 2021 through 2022

Water Services Department

	FY2021 Actual	FY2022 Budget	FY2022 YTD	FY2023 Budget	**MGR REC**
Personal Services	862,292	1,219,720	649,455	1,344,701	**1,344,701**
Operating Expenses	1,849,522	1,274,779	1,112,703	1,216,723	**1,216,723**
Capital	-	620,149	178,284	303,400	**303,400**
Debt Service	37,469	159,233	119,701	159,233	**159,233**
Grand Total	2,749,283	3,273,881	2,060,143	3,024,057	**3,024,057**

Increase in salary, benefits, decrease in Gulf Power Radio reads
Decrease in capital items - Lift station improve, Infra improve, vehicles

Total decrease	(249,824)

CITY OF MILTON
407 - Stormwater
FISCAL YEAR ENDING SEPTEMBER 30, 2023
with comparative amounts for 2021 through 2022

Stormwater Department					
	FY2021 Actual	FY2022 Budget	FY2022 YTD	FY2023 Budget	**MGR REC**
Operating Expenses	123,562	196,252	284,001	254,150	**254,150**
Capital	-	18,000	-	-	**-**
Contingency	-	21,098	-	-	**-**
Grand Total	123,562	230,350	284,001	254,150	**254,150**

Increase in R&M	Total Increase	23,800

CITY OF MILTON
408 Fund - Dept 538 Marina
FISCAL YEAR ENDING SEPTEMBER 30, 2023
with comparative amounts for 2021 through 2022

Marina

	FY2021 Actual	FY2022 Budget	FY2022 YTD	FY2023 Budget	**MGR REC**
Operating Expenses	62,376	140,000	9,578	47,000	**47,000**
Contingency	-	-	-	-	**-**
Grand Total	62,376	140,000	9,578	47,000	**47,000**

Decrease operating costs

Total Decrease (93,000)

CITY OF MILTON
001 General Fund - Dept 541 Road & Street
FISCAL YEAR ENDING SEPTEMBER 30, 2023
with comparative amounts for 2021 through 2022

ROAD & STREET DEPARTMENT

	FY2021 Actual	FY2022 Budget	FY2022 YTD	FY2023 Budget	**MGR REC**
Personal Services	560,420	721,873	457,615	853,725	**853,725**
Operating Expenses	496,320	540,383	381,377	683,854	**683,854**
Capital	-	26,000	30,575	299,000	**299,000**
Fund 301 - Road & Street Capital Projects					
Capital	585,193	214,978	164,686	96,727	**96,727**
Fund 302 - Road & Street Capital Projects					
Capital	25,437	198,961	255,329	208,909	**208,909**
Grand Total	1,667,370	1,702,195	1,289,582	2,142,215	**2,142,215**

Increase Wages, benefits, utilities, addt'l position
Capital - Replace 1996 truck, Street Sweeper
Fund 302 - Road Improvement Projects

Increase	440,020

CITY OF MILTON
001 General Fund - Dept 572 Parks
FISCAL YEAR ENDING SEPTEMBER 30, 2023
with comparative amounts for 2021 through 2022

PARKS

	FY2021 Actual	FY2022 Budget	FY2022 YTD	FY2023 Budget	**MGR REC**
572 - Parks					
Personal Services	354,362	434,550	278,337	487,747	**487,747**
Operating Expenses	225,951	268,127	166,659	313,504	**313,504**
Capital	21,330	61,500	35,265	12,000	**12,000**
301 Capital Projects					
Capital	90,041	1,750,000	164,686	1,250,000	**1,250,000**
Grand Total	691,684	2,514,177	644,947	2,063,251	**2,063,251**

Increase in Salary, benefits, program exp	Decrease	(450,926)	(450,926)
572 Capital - $12K Misc	(Less Cap Fund Diff	500,000	500,000
301 Capital - $250K Riverwalk Pk Improve, $100K Stage, $750K SportsPlex, $150K Carpenters Park	Total Increase	49,074	49,074

CITY OF MILTON
001 General Fund - Dept 573 Landscaping
FISCAL YEAR ENDING SEPTEMBER 30, 2023
with comparative amounts for 2021 through 2022

Landscaping Department

	FY2021 Actual	FY2022 Budget	FY2022 YTD	FY2023 Budget	**MGR REC**
Personal Services	444,824	505,568	304,113	517,112	**517,112**
Operating Expenses	298,546	278,994	216,478	329,210	**329,210**
Capital	30,989	67,200	72,292	-	**-**
Grand Total	774,359	851,762	592,883	846,322	**846,322**

Increase in Salary, benefits, tree removal,
Decrease in contr svcs, contr, pers, capital

Total decrease	(5,440)

CITY OF MILTON
001 General Fund - Dept 574 Economic Development
FISCAL YEAR ENDING SEPTEMBER 30, 2023
with comparative amounts for 2021 through 2022

Economic Development					
	FY2021 Actual	FY2022 Budget	FY2022 YTD	FY2023 Budget	**MGR REC**
Personal Services	149,731	161,177	76,605	95,611	**95,611**
Operating Expenses	8,129	19,923	8,314	16,308	**16,308**
Capital	-	-	-	-	**-**
Grants & Aid - Commercial Façade Grant	5,280	20,000	25,734	20,000	**20,000**
Grand Total	163,140	201,100	110,653	131,919	**131,919**

Decrease in Dept Personnel & exp

Total Decrease (69,181)

CITY OF MILTON
111 - CRA I Downtown
FISCAL YEAR ENDING SEPTEMBER 30, 2023
with comparative amounts for 2021 through 2022

552 - CRA I

	FY2021 Actual	FY2022 Budget	FY2022 YTD	FY2023 Budget	**MGR REC**
Operating Expenses	85,909	121,070	89,896	86,550	**86,550**
Capital	-	20,000	-	-	**-**
Grants	6,800	17,000	6,000	50,000	**50,000**
Transfers	-	20,000	20,000	-	**-**
Contingency	-	20,152	-	-	**-**
Grand Total	92,709	198,222	115,896	136,550	**136,550**

Decrease in various operating expenses

Total Decrease	(61,672)

CITY OF MILTON
112 - CRA II North
FISCAL YEAR ENDING SEPTEMBER 30, 2023
with comparative amounts for 2021 through 2022

552 - CRA II

	FY2021 Actual	FY2022 Budget	FY2022 YTD	FY2023 Budget	**MGR REC**
Operating Expenses					
Capital					
Grants					
Transfers					
Contingency	-	11,808	-	14,242	**14,242**
Grand Total		11,808	-	14,242	**14,242**

Total Increase	2,434

CITY OF MILTON
113 - CRA III South
FISCAL YEAR ENDING SEPTEMBER 30, 2023
with comparative amounts for 2021 through 2022

552 - CRA III

	FY2021 Actual	FY2022 Budget	FY2022 YTD	FY2023 Budget	**MGR REC**
Operating Expenses					
Capital					
Grants					
Transfers					
Contingency	-	4,576	-	4,115	**4,115**
Grand Total	-	4,576	-	4,115	**4,115**

Total Decrease	(461)

CITY OF MILTON
409 - Sundial
FISCAL YEAR ENDING SEPTEMBER 30, 2023
with comparative amounts for 2021 through 2022

539 - Sundial Wastewater

	FY2021 Actual	FY2022 Budget	FY2022 YTD	FY2023 Budget	**MGR REC**
Operating Expenses	501,449	234,917	163,477	300,100	**300,100**
Capital	-	60,000	-	100,000	**100,000**
Debt Service	67,807	208,878	208,878	208,878	**208,878**
Contingency	-	141,205	-	37,622	**37,622**
Grand Total	569,256	645,000	372,355	676,600	**676,600**

Increase in Operating supplies, decrease in Contingency

Total Increase	31,600

CITY OF MILTON
PROPOSED EXPENSE BY FUND, DEPARTMENT, AND ACCOUNT
BUDGET FISCAL YEAR ENDING SEPTEMBER 30, 2023

		FY2021 Actual	FY2022 YTD	FY2022 Budget	FY2023 Budget
001 General Fund		**$ 9,974,997**	**$ 4,874,324**	**$ 11,271,670**	**$ 12,823,711**
511 Council		**$ 115,139**	**$ 64,225**	**$ 122,972**	**$ 141,422**
Personal Services		$ 104,993	$ 57,508	$ 112,472	$ 109,922
001-0511-511.11-00	Council wages -	$ 56,455	$ 32,505	$ 63,105	$ 59,330
001-0511-511.15-00	Special Pay - 20YrServRet -	$ 10,930	$ 4,780	$ 10,125	$ 9,561
001-0511-511.20-00	Retirees Benefit -	$ 987	$ 553	$ 1,104	$ 1,039
001-0511-511.21-00	FICA / Medicare Taxes -	$ 5,001	$ 2,707	$ 5,667	$ 5,270
001-0511-511.23-00	Life & Health Insurance -	$ 31,620	$ 16,963	$ 32,471	$ 34,722
Operating Expenses		$ 10,146	$ 6,717	$ 10,500	$ 11,500
001-0511-511.40-00	Travel & Per Diem -	$ 861	$ -	$ 1,000	$ 1,000
001-0511-511.49-00	Misc Expenditures -	$ 4,767	$ 3,112	$ 4,500	$ 4,500
001-0511-511.49-97	Misc Expenditures - Hurrican Michael Expense	$ -	$ -	$ -	$ -
001-0511-511.52-00	Operating Supplies -	$ 57	$ 11	$ 500	$ 1,000
001-0511-511.54-00	Dues/Subscrip/Training -	$ 4,461	$ 3,594	$ 4,500	$ 4,500
001-0511-511.55-00	Education Committee -	$ -	$ -	$ -	$ -
001-0511-511-49-02	Uniforms -	$ -	$ -	$ -	$ 500
Grants		$ -	$ -	$ -	$ 20,000
001-0511-511-82-04	Grants & Aids - Miscellaneous	$ -	$ -	$ -	$ 20,000
513 Admin		**$ 819,188**	**$ 404,103**	**$ 853,496**	**$ 1,062,892**
Personal Services		$ 794,565	$ 389,799	$ 819,896	$ 1,023,992
001-0513-513.12-00	Regular Salaries -	$ 500,435	$ 249,266	$ 589,648	$ 745,696
001-0513-513.14-00	Overtime -	$ 458	$ 20	$ -	$ -
001-0513-513.15-01	Special Pay - Bonuses	$ 2,150	$ 2,125	$ 2,125	$ 2,625
001-0513-513.15-02	Special Pay - Holiday Pay	$ 20,486	$ 16,277	$ -	$ -
001-0513-513.16-00	Sick Pay -	$ 15,770	$ 15,249	$ -	$ -
001-0513-513.17-00	Excess Sick Leave Payout -	$ 1,744	$ 3,276	$ 1,800	$ 3,000
001-0513-513.18-00	Vacation Payout -	$ 6,150	$ -	$ 2,231	$ 2,500
001-0513-513.20-00	Retirees Benefit -	$ 9,576	$ 4,971	$ 10,319	$ 12,489
001-0513-513.21-00	FICA / Medicare Taxes -	$ 40,658	$ 21,759	$ 39,117	$ 50,786
001-0513-513.22-00	Retirement Contributions -	$ 65,045	$ 29,656	$ 66,239	$ 76,013
001-0513-513.22-01	Retirement Contributions ICMA - ICMA	$ 10,039	$ 4,175	$ 9,298	$ 15,503
001-0513-513.23-00	Life & Health Insurance -	$ 94,805	$ 37,414	$ 91,637	$ 107,374
001-0513-513.24-00	Workers Compensation -	$ 7,869	$ 5,611	$ 7,482	$ 8,006
001-0513-513.25-00	Unemployment -	$ -	$ -	$ -	$ -
001-0513-513.29-00	Contract Personnel -	$ 19,380	$ -	$ -	$ -
Operating Expenses		$ 21,623	$ 14,304	$ 33,600	$ 38,900
001-0513-513.40-00	Travel & Per Diem -	$ 1,190	$ 800	$ 4,500	$ 4,500
001-0513-513.41-00	Communication Services -	$ 11,992	$ 6,443	$ 12,000	$ 13,000
001-0513-513.42-00	Postage and Shipping -	$ 27	$ 86	$ 600	$ 200
001-0513-513.43-00	Utility Services -	$ -	$ -	$ -	$ -
001-0513-513.46-00	R&M -	$ -	$ -	$ 3,000	$ 3,000
001-0513-513.48-00	Advertising / Promotional -	$ -	$ -	$ 1,000	$ 1,000
001-0513-513.49-00	Misc Expenditures -	$ 206	$ 477	$ 1,000	$ 5,000
001-0513-513.49-01	Misc Expenditures - Gas and Oil	$ 1,566	$ 637	$ 1,000	$ 1,500
001-0513-513.49-02	Misc Expenditures - Uniforms	$ -	$ -	$ 500	$ 1,000
001-0513-513.49-04	Misc Expenditures - Computer Programming	$ -	$ -	$ -	$ -
001-0513-513.51-00	Office Supplies -	$ 1,891	$ 673	$ 4,000	$ 2,500
001-0513-513.52-00	Operating Supplies -	$ 719	$ 421	$ 2,000	$ 1,200
001-0513-513.54-00	Dues/Subscrip/Training -	$ 4,032	$ 4,767	$ 4,000	$ 6,000
Capital		$ -	$ -	$ -	$ -
001-0513-513.64-01	Capital Outlay - Vehicles	$ -	$ -	$ -	$ -
Grants & Aid		$ 3,000	$ -	$ -	$ -
001-0513-513-82-04	Grants & Aids -	$ 3,000	$ -	$ -	$ -
514 Non-Dept.		**$ 686,705**	**$ 381,689**	**$ 633,775**	**$ 818,042**
Operating Expenses		$ 650,985	$ 374,638	$ 583,035	$ 778,542
001-0514-514.31-00	Professional Services -	$ 8,226	$ 37,007	$ 15,000	$ 60,000
001-0514-514.31-01	Professional Services - Legal Counsel	$ 36,885	$ 9,781	$ 60,000	$ 50,000
001-0514-514.31-03	Professional Services - Engineering	$ 8,213	$ 625	$ 3,000	$ 3,000
001-0514-514.31-04	Professional Services - Lobbyist	$ 44,750	$ 30,194	$ 40,000	$ 60,000
001-0514-514.31-05	Professional Services - Retail Recruitment	$ -	$ -	$ 12,000	$ 12,000
001-0514-514.32-00	Accounting & Auditing -	$ 24,840	$ 22,230	$ 63,000	$ 63,000
001-0514-514.34-00	Other Contractual Svcs -	$ 20,420	$ 20,056	$ 25,000	$ 32,000
001-0514-514.34-10	Other Contractual Svcs - Code Revision	$ 1,175	$ 4,377	$ 5,000	$ 4,000
001-0514-514.34-50	Other Contractual Svcs - Prop Appr 2% Fire Fee	$ -	$ -	$ 4,100	$ 4,100
001-0514-514.34-96	Other Contractual Svcs - Hurricane DENNIS Debris	$ -	$ -	$ -	$ -
001-0514-514.41-00	Communication Services -	$ 10,352	$ 5,058	$ 10,000	$ 12,000
001-0514-514.42-00	Postage and Shipping -	$ 6,172	$ 4,000	$ 9,000	$ 9,000
001-0514-514.43-00	Utility Services -	$ 68,664	$ 32,137	$ 50,000	$ 96,000
001-0514-514.45-00	Insurance & Bonds -	$ 134,034	$ 112,969	$ 162,623	$ 165,875
001-0514-514.46-00	R&M - WH Issues	$ 28,024	$ 14,039	$ 30,000	$ 30,000
001-0514-514.46-28	R&M - T-28 Airplane Refurb	$ -	$ -	$ -	$ -
001-0514-514.46-99	R&M - Damage Claim Repairs	$ -	$ -	$ -	$ -
001-0514-514.48-00	Advertising / Promotional -	$ 20,921	$ 6,046	$ 20,000	$ 25,000
001-0514-514.48-01	Advertising / Promotional - Milton Local	$ 4,647	$ 4,062	$ 5,000	$ 15,000
001-0514-514.49-00	Misc Expenditures -	$ 22,654	$ 29,110	$ 10,000	$ 40,000
001-0514-514.49-08	Misc Expenditures - Hurricane Expenditures	$ -	$ -	$ -	$ -
001-0514-514.49-09	Misc Expenditures - Wellness Program	$ -	$ -	$ -	$ -
001-0514-514.49-18	Misc Expenditures - Bank Charges	$ -	$ -	$ -	$ -
001-0514-514.49-34	Misc Expenditures - Property Tax/Fire Fees	$ 376	$ 291	$ 312	$ 320
001-0514-514.51-00	Office Supplies -	$ 5,686	$ 3,421	$ 12,000	$ 12,000

		FY2021 Actual	FY2022 YTD	FY2022 Budget	FY2023 Budget
001-0514-514.52-00	Operating Supplies -	$ -	$ -	$ -	$ -
001-0514-514.52-03	Operating Supplies - Warehouse Expenditures	$ -	$ -	$ -	$ -
001-0514-514.52-08	Operating Supplies - Non-Capital Computer Exp IT Costs	$ 188	$ -	$ -	$ -
001-0514-514.52-90	Operating Supplies - Over/Short - Whse	$ 46,050	$ (28)	$ -	$ -
001-0514-514.52-91	Operating Supplies - Over/Short - Whse 2	$ -	$ -	$ -	$ -
001-0514-514.54-00	Dues/Subscrip/Training -	$ 58	$ 460	$ 500	$ 500
001-0514-514.55-01	Education Committee - LEAP	$ -	$ -	$ 10,000	$ 10,000
001-0514-514.55-02	Education Committee - Uber Transportation	$ -	$ -	$ -	$ -
001-0514-514.56-00	Employee flower exp -	$ 809	$ 604	$ 1,000	$ 1,000
001-0514-514-31-06	Professional Services - Bargaining Unit Director	$ 5,500	$ 3,000	$ 6,000	$ 6,000
001-0514-514-49-43	Misc Expenditures - TIFF Expense for CRA's	$ 27,339	$ 35,199	$ 29,000	$ 42,747
001-0514-514-49-91	Misc Expenditures - Coronavirus Expense	$ 3,327	$ -	$ 500	$ -
001-0514-514-49-99	Misc Expenditures - Hurricane Expenditures	$ 121,675	$ -	$ -	$ 25,000
Capital		$ -	$ -	$ -	$ -
001-0514-514.61-06	Capital Outlay - DT Parcel #6	$ -	$ -	$ -	$ -
001-0514-514.61-08	Capital Outlay - DT Parcel #8	$ -	$ -	$ -	$ -
001-0514-514.61-09	Capital Outlay - Willing St	$ -	$ -	$ -	$ -
001-0514-514.61-10	Capital Outlay - Hydrangea St	$ -	$ -	$ -	$ -
001-0514-514.61-11	Capital Outlay - Washington St	$ -	$ -	$ -	$ -
001-0514-514.61-12	Capital Outlay - Willing St ID 03200-0100	$ -	$ -	$ -	$ -
001-0514-514.61-14	Capital Outlay - 5360 Broad St ID 700-0130	$ -	$ -	$ -	$ -
001-0514-514.62-01	Capital Outlay - Building Improvements	$ -	$ -	$ -	$ -
001-0514-514.63-01	Capital Outlay - Infrastructure Cabling for VOIP	$ -	$ -	$ -	$ -
001-0514-514.64-02	Capital Outlay - Computers/Printers	$ -	$ -	$ -	$ -
001-0514-514.64-03	Capital Outlay - Copy Machine	$ -	$ -	$ -	$ -
001-0514-514.64-07	Capital Outlay - Misc. Equip	$ -	$ -	$ -	$ -
001-0514-514-61-15	Capital Outlay - 5342 Broad Street	$ -	$ -	$ -	$ -
001-0514-514-61-16	Capital Outlay - 6600 Applegate	$ -	$ -	$ -	$ -
001-0514-514-61-17	Capital Outlay - 5432 Broad Street 700-0010	$ -	$ -	$ -	$ -
Debt Service		$ 5,720	$ 1,551	$ 6,240	$ 2,500
001-0514-514.73-01	Other Debt Service - Copier Lease	$ -	$ -	$ -	$ -
001-0514-514.73-02	Other Debt Service - Stuffer Lease	$ 5,720	$ 1,551	$ 6,240	$ 2,500
Grants		$ 30,000	$ 5,500	$ 44,500	$ 37,000
001-0514-514.82-02	Grants & Aids - Cemetery Donations	$ 10,500	$ 5,500	$ 5,500	$ 5,500
001-0514-514.82-03	Grants & Aids - Keep Milton Beautiful	$ 14,500	$ -	$ 14,500	$ -
001-0514-514.82-04	Grants & Aids - Miscellaneous	$ -	$ -	$ 5,000	$ 10,000
001-0514-514.82-06	Grants & Aids - Milton High School	$ -	$ -	$ -	$ -
001-0514-514.82-07	Grants & Aids - Contribution to BARC	$ -	$ -	$ 1,500	$ 1,500
001-0514-514.82-08	Grants & Aids - SRC Chamber July 4th	$ 5,000	$ -	$ 15,000	$ 15,000
001-0514-514.82-10	Grants & Aids - City Sponsored Events	$ -	$ -	$ 3,000	$ 5,000
001-0514-514.82-11	Grants & Aids - Team Santa Rosa	$ -	$ -	$ -	$ -
001-0514-514.82-12	Grants & Aids - Mt Pilgrim Historic Ch Fy16	$ -	$ -	$ -	$ -
001-0514-514.82-13	Grants & Aids - Historic Dist Plaque Prgrm	$ -	$ -	$ -	$ -
001-0514-514.82-18	Grants & Aids - Campfire Milton	$ -	$ -	$ -	$ -
001-0514-514.82-19	Grants & Aids - Mainstreet Milton	$ -	$ -	$ -	$ -
515 Planning		**$ 403,993**	**$ 179,290**	**$ 451,863**	**$ 491,843**
Personal Services		$ 372,164	$ 166,796	$ 407,363	$ 443,743
001-0515-515.12-00	Regular Salaries -	$ 240,332	$ 106,985	$ 286,990	$ 303,675
001-0515-515.15-01	Special Pay - Bonuses	$ 1,000	$ 1,000	$ 1,250	$ 1,500
001-0515-515.15-02	Special Pay - Holiday Pay	$ 9,867	$ 6,248	$ -	$ -
001-0515-515.16-00	Sick Pay -	$ 7,627	$ 2,339	$ -	$ -
001-0515-515.17-00	Excess Sick Leave Payout -	$ 1,793	$ 2,539	$ -	$ 2,500
001-0515-515.18-00	Vacation Payout -	$ -	$ 1,123	$ -	$ -
001-0515-515.20-00	Retirees Benefit -	$ 4,561	$ 1,893	$ 5,022	$ 5,174
001-0515-515.21-00	FICA / Medicare Taxes -	$ 19,693	$ 9,212	$ 21,711	$ 22,954
001-0515-515.22-00	Retirement Contributions -	$ 19,211	$ 9,583	$ 19,393	$ 30,316
001-0515-515.22-01	Retirement Contributions - ICMA	$ 4,189	$ 2,520	$ 4,518	$ 6,061
001-0515-515.23-00	Life & Health Insurance -	$ 52,647	$ 19,119	$ 56,092	$ 57,299
001-0515-515.24-00	Workers Compensation -	$ 5,666	$ 4,040	$ 5,387	$ 5,764
001-0515-515.29-00	Contract Personnel - Intern -	$ 5,578	$ 195	$ 7,000	$ 8,500
Operating Expenses		$ 31,829	$ 12,494	$ 44,500	$ 48,100
001-0515-515.31-00	Professional Services -	$ 13,434	$ 13	$ 8,500	$ 2,250
001-0515-515.31-01	Professional Services - Legal Counsel	$ -	$ -	$ 2,500	$ 2,500
001-0515-515.31-03	Professional Services - Engineering	$ 2,250	$ 825	$ -	$ -
001-0515-515.34-01	Other Contractual Svcs - Demolition	$ -	$ -	$ 2,000	$ 10,000
001-0515-515.40-00	Travel & Per Diem -	$ -	$ 230	$ 5,000	$ 5,000
001-0515-515.41-00	Communication Services -	$ 6,046	$ 3,871	$ 6,000	$ 6,000
001-0515-515.42-00	Postage and Shipping -	$ 355	$ -	$ 1,000	$ 1,000
001-0515-515.46-00	R&M -	$ -	$ 135	$ 500	$ 500
001-0515-515.47-00	Printing and Binding -	$ 978	$ 86	$ 250	$ 250
001-0515-515.48-00	Advertising / Promotional -	$ 960	$ -	$ 1,500	$ 1,500
001-0515-515.49-00	Misc Expenditures -	$ 341	$ 57	$ 1,500	$ 1,500
001-0515-515.49-01	Misc Expenditures - Gas and Oil	$ 686	$ 373	$ 2,000	$ 2,500
001-0515-515.49-02	Misc Expenditures - Uniforms	$ 272	$ 154	$ 600	$ 600
001-0515-515.51-00	Office Supplies -	$ 1,182	$ 415	$ 2,500	$ 2,500
001-0515-515.52-00	Operating Supplies -	$ 187	$ 16	$ 1,000	$ 1,000
001-0515-515.52-01	Operating Supplies - Software	$ 3,176	$ 5,450	$ 3,500	$ 5,500
001-0515-515.52-08	Operating Supplies - Non-Capital Computer Exp	$ 708	$ 554	$ 4,150	$ 4,000
001-0515-515.54-00	Dues/Subscrip/Training -	$ 1,254	$ 315	$ 2,000	$ 1,500
Capital		$ -	$ -	$ -	$ -
001-0515-515.64-01	Capital Outlay - Vehicles	$ -	$ -	$ -	$ -
001-0515-515.64-02	Capital Outlay - Computers/Printers	$ -	$ -	$ -	$ -
516 Finance		**$ 588,288**	**$ 255,498**	**$ 529,669**	**$ 583,656**
Personal Services		$ 542,189	$ 232,327	$ 466,519	$ 523,006
001-0516-516.12-00	Regular Salaries -	$ 337,497	$ 143,736	$ 310,307	$ 353,580

		FY2021 Actual	FY2022 YTD	FY2022 Budget	FY2023 Budget
001-0516-516.14-00	Overtime -	$ 378	$ -	$ 3,500	$ 3,500
001-0516-516.15-01	Special Pay - Bonuses	$ 2,000	$ 1,750	$ 2,250	$ 1,750
001-0516-516.15-02	Special Pay - Holiday Pay	$ 10,753	$ 8,373	$ -	$ -
001-0516-516.16-00	Sick Pay -	$ 15,571	$ 5,128	$ -	$ -
001-0516-516.17-00	Excess Sick Leave Payout -	$ 2,637	$ 352	$ 703	$ 1,000
001-0516-516.18-00	Vacation Payout -	$ -	$ -	$ -	$ -
001-0516-516.20-00	Retirees Benefit -	$ 6,476	$ 2,760	$ 5,430	$ 6,188
001-0516-516.21-00	FICA / Medicare Taxes -	$ 28,432	$ 12,061	$ 23,130	$ 26,223
001-0516-516.22-00	Retirement Contributions -	$ 35,147	$ 15,832	$ 33,201	$ 37,586
001-0516-516.22-01	Retirement Contributions ICMA - ICMA	$ 4,576	$ 2,017	$ 5,694	$ 6,606
001-0516-516.22-02	Retirement Contributions IRA - IRA	$ 6,087	$ 740	$ -	$ -
001-0516-516.23-00	Life & Health Insurance -	$ 86,025	$ 34,865	$ 76,019	$ 79,869
001-0516-516.24-00	Workers Compensation -	$ 6,610	$ 4,713	$ 6,285	$ 6,704
001-0516-516.29-00	Contract Personnel -	$ -	$ -	$ -	$ -
Operating Expenses		$ 46,099	$ 23,171	$ 63,150	$ 60,650
001-0516-516.31-00	Professional Services -	$ -	$ -	$ 10,000	$ 3,500
001-0516-516.34-03	Other Contractual Svcs - Collection Expense	$ 747	$ 710	$ 1,500	$ 1,500
001-0516-516.40-00	Travel & Per Diem -	$ 1,200	$ 138	$ -	$ -
001-0516-516.41-00	Communication Services -	$ 3,831	$ 2,576	$ 4,500	$ 4,500
001-0516-516.42-00	Postage and Shipping -	$ -	$ -	$ 500	$ 500
001-0516-516.48-00	Advertising / Promotional -	$ -	$ -	$ 300	$ 300
001-0516-516.49-00	Misc Expenditures -	$ -	$ 433	$ 450	$ 450
001-0516-516.49-02	Misc Expenditures - Uniforms	$ -	$ -	$ -	$ -
001-0516-516.49-06	Misc Expenditures - Elections Expense	$ -	$ -	$ 1,000	$ -
001-0516-516.49-41	Misc Expenditures - CreditCardConvenienceFee	$ 34,245	$ 17,859	$ 30,000	$ 35,000
001-0516-516.51-00	Office Supplies -	$ 787	$ 718	$ 3,000	$ 3,000
001-0516-516.52-00	Operating Supplies -	$ 4,647	$ 717	$ 6,500	$ 6,500
001-0516-516.52-01	Operating Supplies - Software	$ -	$ -	$ -	$ -
001-0516-516.52-08	Operating Supplies - Non-Capital Computer Exp	$ -	$ -	$ 2,400	$ 2,400
001-0516-516.54-00	Dues/Subscrip/Training -	$ 642	$ 20	$ 3,000	$ 3,000
001-0516-516-49-29	Misc Expenditures - Tax Penalty	$ -	$ -	$ -	$ -
001-0516-516-58-00	Penalties -	$ -	$ -	$ -	$ -
Capital		$ -	$ -	$ -	$ -
001-0516-516.64-07	Capital Outlay - Misc. Equipment	$ -	$ -	$ -	$ -
519 Facilities Maint		**$ 102,184**	**$ 37,334**	**$ 127,000**	**$ 135,000**
Operating Expenses		$ 102,184	$ 37,334	$ 127,000	$ 135,000
001-0519-519.43-00	R&M - Utility Services	$ -	$ -	$ -	$ -
001-0519-519.46-03	R&M - WH Issues & PrideProg	$ 606	$ 406	$ 1,500	$ 1,500
001-0519-519.46-11	R&M - City Hall	$ 36,177	$ 14,126	$ 37,000	$ 37,000
001-0519-519.46-12	R&M - Utility Dept Bldg	$ 1,315	$ 544	$ 1,500	$ 1,500
001-0519-519.46-14	R&M - Warehouse/Garage	$ 2,964	$ 958	$ 3,000	$ 3,000
001-0519-519.46-15	R&M - LANDSCP-General	$ -	$ -	$ -	$ -
001-0519-519.46-16	R&M - LANDSCP-Ballfields	$ -	$ -	$ -	$ -
001-0519-519.46-21	R&M - Police Dept	$ 3,796	$ 3,012	$ 2,000	$ 4,500
001-0519-519.46-22	R&M - Firehouse	$ 3,466	$ 1,292	$ 2,000	$ 4,500
001-0519-519.46-42	R&M - Water Well Bldgs	$ 136	$ -	$ 500	$ 1,000
001-0519-519.46-43	R&M - WWTP Facility	$ 161	$ -	$ 500	$ 1,000
001-0519-519.46-72	R&M - MCC&Skateprk-Street	$ 2,047	$ 276	$ 1,500	$ 1,500
001-0519-519.46-73	R&M - LANDSCP Building	$ -	$ -	$ 1,000	$ 1,500
001-0519-519.46-74	R&M - Carpenters Park	$ 6,689	$ 87	$ 10,000	$ 10,000
001-0519-519.46-75	R&M - Hindall Park	$ 9,333	$ 7,370	$ 7,000	$ 7,000
001-0519-519.46-76	R&M - FieldHouse & Fields	$ 1,174	$ 1,066	$ 18,000	$ 18,000
001-0519-519.46-77	R&M - Riverwalk Park	$ 3,922	$ 1,391	$ 5,000	$ 5,000
001-0519-519.46-78	R&M - Russell Harber Land	$ 3,785	$ 153	$ 3,000	$ 3,000
001-0519-519.46-79	R&M - Mary/Barnes & Parks	$ 1,243	$ 640	$ 1,500	$ 2,500
001-0519-519.46-81	R&M - Community Center	$ 20,439	$ 5,021	$ 25,000	$ 25,000
001-0519-519.46-83	R&M - Milton Event Center	$ 1,337	$ 184	$ 2,500	$ 2,500
001-0519-519.46-84	R&M - Tennis Courts	$ 1,163	$ -	$ 3,000	$ 3,000
001-0519-519.46-85	R&M - 5755 Washington St	$ 2,431	$ 808	$ 1,500	$ 2,000
001-0519-519.46-99	R&M - Damage Claim Repairs	$ -	$ -	$ -	$ -
Capital		$ -	$ -	$ -	$ -
001-0519-519.62-01	Capital Outlay - Bldg Improvements	$ -	$ -	$ -	$ -
001-0519-519.64-07	Capital Outlay - Misc. Equip	$ -	$ -	$ -	$ -
521 Law Enf.		**$ 2,347,591**	**$ 977,571**	**$ 2,751,709**	**$ 2,864,190**
Personal Services		$ 2,011,955	$ 893,436	$ 2,388,198	$ 2,486,906
001-0521-521.12-00	Regular Salaries -	$ 1,214,411	$ 515,963	$ 1,580,107	$ 1,621,808
001-0521-521.12-01	Auxiliary Personnel -	$ 18,204	$ 11,721	$ 22,423	$ 23,465
001-0521-521.14-00	Overtime -	$ 42,043	$ 27,182	$ 50,000	$ 50,000
001-0521-521.15-01	Special Pay - Bonuses	$ 7,000	$ 7,500	$ 7,000	$ 7,500
001-0521-521.15-02	Special Pay - Holiday Pay	$ 58,213	$ 42,495	$ -	$ -
001-0521-521.15-03	Special Pay - Police Additional Pay	$ 11,118	$ 4,345	$ 11,186	$ 11,563
001-0521-521.16-00	Sick Pay -	$ 31,507	$ 9,472	$ -	$ -
001-0521-521.17-00	Excess Sick Leave Payout -	$ 25,358	$ 18,174	$ 22,000	$ 22,000
001-0521-521.18-00	Vacation Payout -	$ 15,686	$ 2,051	$ -	$ -
001-0521-521.20-00	Retirees Benefit -	$ 24,221	$ 10,606	$ 26,707	$ 27,732
001-0521-521.21-00	FICA / Medicare Taxes -	$ 105,954	$ 47,641	$ 118,396	$ 124,379
001-0521-521.22-00	Retirement Contributions -	$ 153,072	$ 77,161	$ 194,131	$ 209,334
001-0521-521.23-00	Life & Health Insurance -	$ 271,803	$ 95,333	$ 324,526	$ 355,182
001-0521-521.24-00	Workers Compensation -	$ 33,365	$ 23,792	$ 31,722	$ 33,943
001-0521-521.25-00	Unemployment -	$ -	$ -	$ -	$ -
001-0521-521.29-00	Contract Personnel -	$ -	$ -	$ -	$ -
Operating Expenses		$ 170,641	$ 83,935	$ 256,511	$ 257,284
001-0521-521.31-00	Professional Services -	$ -	$ -	$ -	$ -
001-0521-521.31-01	Professional Services - Legal Counsel	$ -	$ -	$ 2,500	$ 2,500
001-0521-521.34-00	Other Contractual Svcs -	$ 5,679	$ 2,489	$ 10,000	$ 10,000
001-0521-521.34-05	Other Contractual Svcs - Smart Cop Agreement	$ 18,522	$ 19,448	$ 19,448	$ 20,421

		FY2021 Actual	FY2022 YTD	FY2022 Budget	FY2023 Budget
001-0521-521.35-00	Investigations -	$ 584	$ 152	$ 3,000	$ 3,000
001-0521-521.40-00	Travel & Per Diem -	$ 618	$ -	$ 4,000	$ 4,000
001-0521-521.41-00	Communication Services -	$ 25,982	$ 12,537	$ 25,000	$ 25,000
001-0521-521.42-00	Postage and Shipping -	$ 2,575	$ 59	$ 3,500	$ 3,500
001-0521-521.43-00	Utility Services -	$ 11,474	$ 4,405	$ 16,500	$ 16,500
001-0521-521.46-00	R&M -	$ 5,096	$ 966	$ 8,500	$ 8,500
001-0521-521.46-01	R&M - Vehicle R&M	$ 6,032	$ 2,320	$ 7,500	$ 7,500
001-0521-521.46-99	R&M - Damage Claim Repairs	$ -	$ -	$ -	$ -
001-0521-521.47-00	Printing and Binding -	$ 932	$ -	$ 1,000	$ 1,000
001-0521-521.48-00	Advertising / Promotional -	$ -	$ -	$ 1,500	$ 1,500
001-0521-521.48-01	Advertising / Promotional - Community Relations	$ 1,606	$ 278	$ 2,750	$ 2,750
001-0521-521.49-00	Misc Expenditures -	$ 2,289	$ 860	$ 2,250	$ 2,250
001-0521-521.49-01	Misc Expenditures - Gas and Oil	$ 44,483	$ 21,421	$ 60,000	$ 60,000
001-0521-521.49-02	Misc Expenditures - Uniforms	$ 16,786	$ 7,912	$ 25,800	$ 25,800
001-0521-521.49-06	Misc Expenditures - Applicant Processing	$ 2,538	$ 2,723	$ 3,000	$ 3,000
001-0521-521.49-07	Misc Expenditures - Bloodborne Pathogens	$ -	$ 244	$ 1,000	$ 1,000
001-0521-521.49-34	Misc Expenditures - Property Tax/Fire Fees	$ 62	$ 57	$ 63	$ 63
001-0521-521.51-00	Office Supplies -	$ 3,569	$ 1,416	$ 6,500	$ 6,500
001-0521-521.51-01	Office Supplies - Reserve Officers	$ -	$ 795	$ 1,000	$ 1,000
001-0521-521.52-00	Operating Supplies -	$ 2,537	$ 545	$ 7,500	$ 7,500
001-0521-521.52-07	Operating Supplies - Non-Capital Misc. Equip	$ 17,657	$ 1,100	$ 20,200	$ 20,000
001-0521-521.54-00	Dues/Subscrip/Training -	$ 871	$ 625	$ 14,500	$ 14,500
001-0521-521.54-01	Dues/Subscrip/Training - 2nd Dollar Fund	$ 749	$ 1,540	$ 4,500	$ 4,500
001-0521-521.54-02	Dues/Subscrip/Training - Tuition Reimbursement	$ -	$ 2,043	$ 5,000	$ 5,000
001-0521-521.58-00	Penalties -	$ -	$ -	$ -	$ -
Capital		$ 164,995	$ 200	$ 107,000	$ 120,000
001-0521-521.62-01	Capital Outlay - Building Improvements	$ 2,513	$ 200	$ -	$ -
001-0521-521.64-01	Capital Outlay - Vehicles Repl 2 Polic Cars	$ 152,691	$ -	$ 107,000	$ 120,000
001-0521-521.64-02	Capital Outlay - Computers/Printers	$ 9,791	$ -	$ -	$ -
001-0521-521.64-07	Capital Outlay - Misc. Equipment	$ -	$ -	$ -	$ -
001-0521-521.64-13	Capital Outlay - Mobile Radios	$ -	$ -	$ -	$ -
001-0521-521.64-15	Capital Outlay - Portable Radios	$ -	$ -	$ -	$ -
Debt Service		$ -	$ -	$ -	$ -
001-0521-521.73-00	Other Debt Service - Motorcycle Lease	$ -	$ -	$ -	$ -
522 Fire		**$ 2,025,637**	**$ 1,087,275**	**$ 2,172,873**	**$ 2,499,022**
Personal Services		$ 1,860,489	$ 996,627	$ 1,992,979	$ 2,117,526
001-0522-522.12-00	Regular Salaries -	$ 847,597	$ 437,970	$ 1,024,299	$ 1,099,372
001-0522-522.14-00	Overtime -	$ 59,414	$ 35,822	$ 32,000	$ 32,000
001-0522-522.15-01	Special Pay - Bonuses	$ 4,250	$ 4,000	$ 4,250	$ 5,000
001-0522-522.15-02	Special Pay - Holiday Pay	$ 43,225	$ 43,648	$ -	$ 45,000
001-0522-522.15-03	Special Pay - Fire Dept Additional Pay	$ 37,924	$ 17,734	$ 40,124	$ 36,721
001-0522-522.16-00	Sick Pay -	$ 42,566	$ 17,905	$ -	$ -
001-0522-522.17-00	Excess Sick Leave Payout -	$ 12,327	$ 12,139	$ 12,500	$ 12,500
001-0522-522.18-00	Vacation Payout -	$ 2,171	$ -	$ -	$ -
001-0522-522.20-00	Retirees Benefit -	$ 17,478	$ 9,420	$ 17,737	$ 18,913
001-0522-522.21-00	FICA / Medicare Taxes -	$ 78,867	$ 41,986	$ 78,859	$ 84,462
001-0522-522.22-00	Retirement Contributions -	$ 497,044	$ 266,880	$ 551,517	$ 538,561
001-0522-522.23-00	Life & Health Insurance -	$ 190,084	$ 89,484	$ 205,507	$ 216,978
001-0522-522.24-00	Workers Compensation -	$ 27,542	$ 19,639	$ 26,186	$ 28,019
001-0522-522.25-00	Unemployment -	$ -	$ -	$ -	$ -
Operating Expenses		$ 93,066	$ 39,376	$ 128,622	$ 141,605
001-0522-522.31-00	Professional Services -	$ 533	$ 242	$ 1,000	$ 1,000
001-0522-522.31-01	Professional Services - Legal Counsel	$ -	$ -	$ -	$ -
001-0522-522.40-00	Travel & Per Diem -	$ -	$ -	$ 500	$ 500
001-0522-522.41-00	Communication Services - Fy16 $15K for Radios	$ 10,382	$ 7,848	$ 20,000	$ 20,000
001-0522-522.42-00	Postage and Shipping -	$ -	$ -	$ -	$ -
001-0522-522.43-00	Utility Services -	$ 23,668	$ 9,892	$ 24,000	$ 40,000
001-0522-522.45-00	Insurance & bonds -	$ -	$ -	$ -	$ -
001-0522-522.46-00	R&M -	$ 9,780	$ 4,617	$ 10,000	$ 10,000
001-0522-522.46-01	R&M - Vehicle R&M	$ 16,964	$ 4,540	$ 22,000	$ 22,000
001-0522-522.48-00	Advertising / Promotional -	$ -	$ -	$ 500	$ 500
001-0522-522.49-00	Misc Expenditures -	$ 2,485	$ 119	$ 3,500	$ 4,000
001-0522-522.49-01	Misc Expenditures - Gas and Oil	$ 7,156	$ 3,749	$ 10,000	$ 10,000
001-0522-522.49-02	Misc Expenditures - Uniforms	$ 7,154	$ 55	$ 12,000	$ 12,000
001-0522-522.49-07	Misc Expenditures - Bloodborne Pathogens	$ 854	$ 1,216	$ 10,000	$ 8,000
001-0522-522.49-34	Misc Expenditures - Property Tax/Fire Fees	$ 118	$ 105	$ 122	$ 105
001-0522-522.49-93	Misc Expenditures - Hurricane Nate Expenses	$ -	$ -	$ -	$ -
001-0522-522.51-00	Office Supplies -	$ 607	$ 247	$ 1,000	$ 1,000
001-0522-522.52-00	Operating Supplies -	$ 7,978	$ 1,943	$ 6,000	$ 5,000
001-0522-522.52-07	Operating Supplies - Non-Capital Misc. Equip	$ 419	$ 928	$ 3,000	$ 2,500
001-0522-522.54-00	Dues/Subscrip/Training -	$ 4,968	$ 3,875	$ 5,000	$ 5,000
Capital		$ 20,809	$ -	$ -	$ 100,000
001-0522-522.64-01	Capital Outlay - Vehicles	$ -	$ -	$ -	$ -
001-0522-522.64-07	Capital Outlay - Misc. Equipment	$ 20,809	$ -	$ -	$ 100,000
Debt Service		$ 51,273	$ 51,272	$ 51,272	$ 139,891
001-0522-522.72-00	Interest Expense -	$ 2,683	$ 1,359	$ 1,359	$ 14,591
001-0522-522-71-00	Principle Expense - Added FY2021	$ 48,590	$ 49,913	$ 49,913	$ 125,300
Transfers		$ -	$ -	$ -	$ -
001-0522-522.90-22	Other Uses - Fire Control/Reserve - Fire Truck	$ -	$ -	$ -	$ -
523 Information Technology		**$ 290,390**	**$ 215,862**	**$ 381,175**	**$ 517,620**
Personal Services		$ 86,755	$ 68,816	$ 151,075	$ 194,520
001-0523-523-12-00	Regular Salaries -	$ 52,232	$ 40,672	$ 98,592	$ 127,824
001-0523-523-14-00	Overtime -	$ -	$ -	$ -	$ -
001-0523-523-15-01	Bonuses -	$ 250	$ 500	$ 500	$ 750
001-0523-523-15-02	Holiday Pay -	$ 1,914	$ 2,639	$ -	$ -

		FY2021 Actual	FY2022 YTD	FY2022 Budget	FY2023 Budget
001-0523-523-16-00	Sick Pay -	$ 2,468	$ 2,511	$ -	$ -
001-0523-523-17-00	Excess Sick Leave Payout -	$ -	$ -	$ -	$ -
001-0523-523-18-00	Vacation Payout -	$ -	$ -	$ -	$ -
001-0523-523-20-00	Retirees Benefit -	$ 995	$ 802	$ 1,725	$ 2,237
001-0523-523-21-00	FICA / Medicare Taxes -	$ 4,108	$ 3,244	$ 6,918	$ 9,267
001-0523-523-22-00	Retirement Contributions -	$ 6,619	$ 2,848	$ 6,183	$ 9,540
001-0523-523-22-01	ICMA -	$ 1,225	$ 1,833	$ 3,917	$ 4,341
001-0523-523-23-00	Life & Health Insurance -	$ 16,944	$ 13,767	$ 31,740	$ 38,956
001-0523-523-24-00	Workers Compensation -	$ -	$ -	$ 1,500	$ 1,605
001-0523-523-25-00	Unemployment -	$ -	$ -	$ -	$ -
001-0523-523-29-00	Contract Personnel -	$ -	$ -	$ -	$ -
Operating Expenses		$ 203,635	$ 147,046	$ 217,600	$ 308,100
001-0523-523-31-00	Professional Services -	$ -	$ -	$ -	$ -
001-0523-523-40-00	Travel & Per Diem -	$ 168	$ -	$ -	$ 1,700
001-0523-523-46-00	R&M -	$ -	$ -	$ -	$ -
001-0523-523-49-02	Uniforms -	$ -	$ -	$ -	$ 500
001-0523-523-51-00	Office Supplies -	$ -	$ 94	$ 200	$ 300
001-0523-523-52-00	Operating Supplies -	$ -	$ -	$ 800	$ 1,000
001-0523-523-52-08	Comp Hardware Acquisition -	$ 64,223	$ 19,518	$ 36,900	$ 34,900
001-0523-523-52-09	Comp Hardware Maintenance -	$ 17,789	$ 4,770	$ 17,400	$ 11,700
001-0523-523-52-10	Comp Software Acquisition -	$ 6,684	$ 1,439	$ 15,100	$ 29,400
001-0523-523-52-11	Comp Software Maintenance -	$ 110,989	$ 119,875	$ 133,100	$ 222,600
001-0523-523-54-00	Dues/Subscrip/Training -	$ 3,782	$ 1,350	$ 11,100	$ 1,000
001-0523-523-56-00	Repairs & Maintenance -	$ -	$ -	$ 3,000	$ 5,000
Capital		$ -	$ -	$ 12,500	$ 15,000
001-0523-523-64-04	Server Acquisition -	$ -	$ -	$ 12,500	$ 15,000
524 City Clerk		**$ -**	**$ 43,730**	**$ 141,843**	**$ 81,953**
Personal Services		$ -	$ 43,545	$ 136,743	$ 74,253
001-0524-524-12-00	Regular Salaries -	$ -	$ 15,317	$ 83,228	$ 68,047
001-0524-524-15-01	Special Pay -	$ -	$ 250	$ -	$ 250
001-0524-524-15-02	Special Pay -	$ -	$ 357	$ -	$ -
001-0524-524-16-00	Sick Pay -	$ -	$ 22	$ -	$ -
001-0524-524-17-00	Excess Sick Leave Payout -	$ -	$ 11,272	$ 11,000	$ -
001-0524-524-18-00	Vacation Payout -	$ -	$ 8,818	$ 10,000	$ -
001-0524-524-20-00	Retirees Benefit -	$ -	$ 629	$ 1,456	$ -
001-0524-524-21-00	FICA / Medicare Taxes -	$ -	$ 2,750	$ 6,177	$ 5,206
001-0524-524-22-00	Retirement Contributions -	$ -	$ -	$ 8,700	$ -
001-0524-524-22-01	Retirement Contributions/ICMA -	$ -	$ -	$ -	$ -
001-0524-524-22-02	Retirement Contributions/IRA -	$ -	$ 1,729	$ 1,647	$ -
001-0524-524-23-00	Life & Health Insurance -	$ -	$ 1,851	$ 13,835	$ -
001-0524-524-24-00	Workers Compensation -	$ -	$ -	$ 700	$ 750
001-0524-524-25-00	Unemployment -	$ -	$ -	$ -	$ -
001-0524-524-26-00	Federal withholding pyble -	$ -	$ -	$ -	$ -
001-0524-524-29-00	Contract Personnel -	$ -	$ 550	$ -	$ -
Operating Expenses		$ -	$ 185	$ 5,100	$ 7,700
001-0524-524-31-00	Professional Services -	$ -	$ -	$ 1,000	$ 1,000
001-0524-524-31-01	Professional Services/Legal Counsel -	$ -	$ -	$ -	$ 500
001-0524-524-40-00	Travel & Per Diem -	$ -	$ 185	$ 600	$ 1,000
001-0524-524-41-00	Communication Services -	$ -	$ -	$ -	$ -
001-0524-524-42-00	Postage and Shipping -	$ -	$ -	$ 200	$ 200
001-0524-524-45-00	Insurance & bonds -	$ -	$ -	$ -	$ -
001-0524-524-47-00	Printing and Binding -	$ -	$ -	$ 1,000	$ 1,000
001-0524-524-48-00	Advertising / Promotional -	$ -	$ -	$ -	$ -
001-0524-524-49-00	Misc Expenditures -	$ -	$ -	$ 300	$ 300
001-0524-524-49-06	Election Expense -	$ -	$ -	$ 1,000	$ 1,000
001-0524-524-51-00	Office Supplies -	$ -	$ -	$ 500	$ 500
001-0524-524-52-00	Operating Supplies -	$ -	$ -	$ 500	$ 1,000
001-0524-524-54-00	Dues/Subscrip/Training -	$ -	$ -	$ -	$ 1,200
Capital		$ -	$ -	$ -	$ -
001-0524-524-64-07	Capital Outlay/Misc Equipment -	$ -	$ -	$ -	$ -
541 Road & St.		**$ 1,056,740**	**$ 536,416**	**$ 1,288,256**	**$ 1,836,579**
Personal Services		$ 560,420	$ 311,274	$ 721,873	$ 853,725
001-0541-541.12-00	Regular Salaries -	$ 321,526	$ 175,564	$ 452,382	$ 554,607
001-0541-541.14-00	Overtime -	$ 11,863	$ 7,984	$ 20,000	$ 20,000
001-0541-541.15-01	Special Pay - Bonuses	$ 2,000	$ 2,250	$ 2,000	$ 2,750
001-0541-541.15-02	Special Pay - Holiday Pay	$ 13,934	$ 11,617	$ -	$ -
001-0541-541.16-00	Sick Pay -	$ 10,425	$ 7,664	$ -	$ -
001-0541-541.17-00	Excess Sick Leave Payout -	$ 2,156	$ 2,742	$ 2,200	$ 2,500
001-0541-541.18-00	Vacation Payout -	$ 184	$ 304	$ -	$ -
001-0541-541.20-00	Retirees Benefit -	$ 6,032	$ 3,496	$ 7,917	$ 8,831
001-0541-541.21-00	FICA / Medicare Taxes -	$ 28,125	$ 15,356	$ 34,241	$ 37,922
001-0541-541.22-00	Retirement Contributions -	$ 57,941	$ 28,967	$ 65,595	$ 73,168
001-0541-541.23-00	Life & Health Insurance -	$ 76,112	$ 46,166	$ 113,567	$ 129,138
001-0541-541.24-00	Workers Compensation -	$ 12,591	$ 8,978	$ 11,971	$ 12,809
001-0541-541.29-00	Contract Personnel -	$ 17,531	$ 186	$ 12,000	$ 12,000
001-0541-541.29-01	Contract Personnel - Contr Person / STREET	$ -	$ -	$ -	$ -
001-0541-541.29-02	Contract Personnel - Contr Person / LANDSC	$ -	$ -	$ -	$ -
001-0541-541.29-03	Contract Personnel - Contr Person / LAWN&IRRIG	$ -	$ -	$ -	$ -
Operating Expenses		$ 496,320	$ 225,142	$ 540,383	$ 683,854
001-0541-541.31-00	Professional Services -	$ -	$ -	$ -	$ -
001-0541-541.31-01	Professional Services - Legal Counsel	$ -	$ -	$ -	$ -
001-0541-541.31-03	Professional Services - Engineering	$ -	$ -	$ -	$ -
001-0541-541.34-01	Other Contractual Svcs - Contr. Svcs / STREET	$ 11,575	$ 120	$ 6,500	$ 6,500
001-0541-541.34-02	Other Contractual Svcs - Contr. Svcs / LANDSC	$ -	$ -	$ -	$ -
001-0541-541.34-03	Other Contractual Svcs - Contr. Svcs /GARAGE	$ 28,667	$ 18,384	$ 45,000	$ 55,000

		FY2021 Actual	FY2022 YTD	FY2022 Budget	FY2023 Budget
001-0541-541.34-05	Other Contractual Svcs - ContrSvcs /TREE INVENTORY	$ -	$ -	$ -	$ -
001-0541-541.40-00	Travel & Per Diem -	$ 1,694	$ -	$ 2,000	$ 2,000
001-0541-541.41-00	Communication Services -	$ 6,549	$ 3,270	$ 5,500	$ 7,500
001-0541-541.42-00	Postage and Shipping -	$ -	$ -	$ 250	$ 250
001-0541-541.43-00	Utility Services -	$ 224,167	$ 106,167	$ 198,000	$ 290,588
001-0541-541.44-00	Rentals and Leases -	$ 1,423	$ 1,500	$ 5,000	$ 7,000
001-0541-541.46-00	R&M -	$ -	$ -	$ -	$ -
001-0541-541.46-01	R&M - R&M/Traffic Signal Repair	$ 21,262	$ 11,946	$ 68,430	$ 79,982
001-0541-541.46-02	R&M - R&M / STREET	$ 21,814	$ 7,755	$ 24,000	$ 24,000
001-0541-541.46-03	R&M - R&M / Pride & Prog Maint	$ -	$ -	$ -	$ -
001-0541-541.46-11	R&M - R&M / City Hall	$ -	$ -	$ -	$ -
001-0541-541.46-12	R&M - R&M /Utility Dept. Bldg.	$ -	$ -	$ -	$ -
001-0541-541.46-13	R&M - Lights/Bnnrs	$ 12,317	$ 4,013	$ 15,000	$ 15,000
001-0541-541.46-14	R&M - R&M / Warehouse/Garage	$ -	$ -	$ -	$ -
001-0541-541.46-15	R&M - R&M / LANDSC-General	$ -	$ -	$ -	$ -
001-0541-541.46-16	R&M - R&M / LANDSC-Ballfields	$ -	$ -	$ -	$ -
001-0541-541.46-17	R&M - R&M / Medians	$ -	$ -	$ -	$ -
001-0541-541.46-21	R&M - R&M / Police Dept	$ -	$ -	$ -	$ -
001-0541-541.46-22	R&M - R&M / Firehouse	$ -	$ -	$ -	$ -
001-0541-541.46-42	R&M - R&M / Water Well Bldgs	$ -	$ -	$ -	$ -
001-0541-541.46-43	R&M - R&M / WWTP Facility	$ -	$ -	$ -	$ -
001-0541-541.46-72	R&M - R&M/MCC&Skate Park	$ -	$ -	$ -	$ -
001-0541-541.46-73	R&M - R&M / Landscape Bldg	$ -	$ -	$ -	$ -
001-0541-541.46-74	R&M - R&M / Carpenters Park	$ -	$ -	$ -	$ -
001-0541-541.46-75	R&M - R&M / Hindall Park	$ -	$ -	$ -	$ -
001-0541-541.46-76	R&M - R&M / FieldHouse & fields	$ -	$ -	$ -	$ -
001-0541-541.46-77	R&M - R&M / Riverwalk Park	$ -	$ -	$ -	$ -
001-0541-541.46-78	R&M - R&M / Russell Harber Land	$ -	$ -	$ -	$ -
001-0541-541.46-79	R&M - R&M / Mary/Barnes & Prks	$ -	$ -	$ -	$ -
001-0541-541.46-80	R&M - R&M / GARAGE	$ 71,434	$ 39,451	$ 75,000	$ 85,000
001-0541-541.46-81	R&M - R&M / MCC -LANDSC	$ -	$ -	$ -	$ -
001-0541-541.46-82	R&M - R&M / Skateprk-LANDSC	$ -	$ -	$ -	$ -
001-0541-541.46-83	R&M - Optimist Park	$ -	$ -	$ -	$ -
001-0541-541.46-84	R&M - Tennis Courts	$ -	$ -	$ -	$ -
001-0541-541.46-85	R&M - Sundial	$ -	$ -	$ -	$ -
001-0541-541.46-86	R&M - Marina	$ -	$ -	$ -	$ -
001-0541-541.46-99	R&M - Damage Claim Repairs	$ 4,263	$ 2,505	$ -	$ -
001-0541-541.48-00	Advertising / Promotional -	$ -	$ -	$ 250	$ 250
001-0541-541.49-00	Misc Expenditures -	$ 3,164	$ (2,990)	$ 250	$ 250
001-0541-541.49-01	Misc Expenditures - Gas and Oil	$ 10,624	$ 6,227	$ 20,000	$ 20,000
001-0541-541.49-02	Misc Expenditures - Uniforms	$ 4,665	$ 2,037	$ 6,669	$ 7,000
001-0541-541.49-04	Misc Expenditures - Computer Programming	$ -	$ -	$ -	$ -
001-0541-541.49-10	Misc Expenditures - Christmas Decorations	$ 4,945	$ 4,483	$ 8,000	$ 8,000
001-0541-541.49-14	Misc Expenditures - Operating Exp. Mary St Pk	$ -	$ -	$ -	$ -
001-0541-541.49-34	Misc Expenditures - Property Tax/Fire Fees	$ 371	$ 281	$ 284	$ 284
001-0541-541.51-00	Office Supplies -	$ 24	$ 7	$ 500	$ 500
001-0541-541.52-00	Operating Supplies -	$ 25	$ -	$ -	$ -
001-0541-541.52-01	Operating Supplies - Operat Supplies / STREET	$ 5,527	$ 2,812	$ 5,000	$ 5,000
001-0541-541.52-02	Operating Supplies - Operat Supplies / LANDSC	$ -	$ -	$ -	$ -
001-0541-541.52-03	Operating Supplies - Operat Supplies / GARAGE	$ 21,284	$ 11,277	$ 20,000	$ 27,500
001-0541-541.52-08	Operating Supplies - Non-Capital Computer Exp	$ -	$ -	$ -	$ -
001-0541-541.53-00	Materials/Rep & Supplies -	$ 1,378	$ 610	$ 5,000	$ 5,000
001-0541-541.53-02	Materials/Rep & Supplies - Street & Sidewalk Improve	$ 13,192	$ 2,946	$ 15,000	$ 20,000
001-0541-541.53-06	Materials/Rep & Supplies - Signage	$ 4,939	$ 1,341	$ 5,000	$ 7,500
001-0541-541.54-00	Dues/Subscrip/Training -	$ 4,334	$ 1,000	$ 2,750	$ 2,750
001-0541-541-46-87	R&M - Cemetery	$ 5,952	$ -	$ 7,000	$ 7,000
001-0541-541-49-99	Misc Expenditures - Hurricane Sally Expenses	$ 10,731	$ -	$ -	$ -
Capital		$ -	$ -	$ 26,000	$ 299,000
001-0541-541.63-15	Capital Outlay - Street & Sidewalk Improvm	$ -	$ -	$ -	$ -
001-0541-541.63-16	Capital Outlay - City Signage	$ -	$ -	$ -	$ -
001-0541-541.63-94	Capital Outlay - FEMA 2014 Flood Mitg	$ -	$ -	$ -	$ -
001-0541-541.64-01	Capital Outlay - Vehicles	$ -	$ -	$ -	$ 291,000
001-0541-541.64-07	Capital Outlay - Misc. Equipment	$ -	$ -	$ -	$ 8,000
001-0541-541.64-22	Capital Outlay - Machinery & Equipment Misc.	$ -	$ -	$ 26,000	$ -
572 Parks		**$ 601,643**	**$ 302,406**	**$ 764,177**	**$ 813,251**
Personal Services		$ 354,362	$ 192,507	$ 434,550	$ 487,747
001-0572-572.12-00	Regular Salaries -	$ 211,465	$ 114,329	$ 272,024	$ 315,962
001-0572-572.14-00	Overtime -	$ 189	$ 153	$ -	$ -
001-0572-572.15-01	Special Pay - Bonuses	$ 1,500	$ 1,750	$ 1,500	$ 2,000
001-0572-572.15-02	Special Pay - Holiday Pay	$ 8,169	$ 6,477	$ -	$ -
001-0572-572.16-00	Sick Pay -	$ 1,078	$ 102	$ -	$ -
001-0572-572.17-00	Excess Sick Leave Payout -	$ 4,128	$ 4,445	$ 4,200	$ 4,200
001-0572-572.18-00	Vacation Payout -	$ 134	$ -	$ -	$ -
001-0572-572.20-00	Retirees Benefit -	$ 3,855	$ 2,065	$ 4,760	$ 4,894
001-0572-572.21-00	FICA / Medicare Taxes -	$ 16,606	$ 8,994	$ 19,724	$ 23,391
001-0572-572.22-00	Retirement Contributions -	$ 25,308	$ 11,895	$ 28,818	$ 28,773
001-0572-572.22-01	Retirement Contributions ICMA - ICMA	$ 4,757	$ 2,400	$ 5,130	$ 5,684
001-0572-572.23-00	Life & Health Insurance -	$ 60,397	$ 29,795	$ 72,905	$ 77,040
001-0572-572.24-00	Workers Compensation -	$ 4,721	$ 3,367	$ 4,489	$ 4,803
001-0572-572.29-00	Contract Personnel -	$ 11,983	$ 6,663	$ 21,000	$ 21,000
001-0572-572-25-00	Unemployment -	$ 72	$ 72	$ -	$ -
Operating Expenses		$ 225,951	$ 102,699	$ 268,127	$ 313,504
001-0572-572.30-01	Athletic Programs - Softball Program Expense	$ -	$ -	$ 2,000	$ 2,000

		FY2021 Actual	FY2022 YTD	FY2022 Budget	FY2023 Budget
001-0572-572.30-02	Athletic Programs - Basketball Program Expens	$ 29,293	$ 33,743	$ 34,000	$ 50,000
001-0572-572.30-03	Athletic Programs - Football Program Expense	$ 51,981	$ 5,076	$ 63,000	$ 80,000
001-0572-572.30-04	Athletic Programs - Tennis Program Expense	$ -	$ -	$ -	$ -
001-0572-572.30-05	Athletic Programs - Baseball Program Expense	$ 8,183	$ 1,365	$ 10,000	$ 15,000
001-0572-572.30-08	Athletic Programs - Senior Program Expense	$ 7,201	$ 4,248	$ 12,000	$ 12,000
001-0572-572.30-09	Athletic Programs - Special Park Event Exps	$ -	$ -	$ -	$ -
001-0572-572.30-11	Athletic Programs - Martial Arts Expense	$ -	$ -	$ -	$ -
001-0572-572.31-00	Professional Services - FY16 Tennis Contr	$ -	$ 220	$ 3,000	$ 3,000
001-0572-572.31-03	Professional Services - Engineering	$ -	$ -	$ -	$ -
001-0572-572.34-00	Other Contractual Svcs -	$ -	$ -	$ -	$ -
001-0572-572.41-00	Communication Services -	$ 19,507	$ 8,124	$ 20,000	$ 21,600
001-0572-572.43-00	Utility Services -	$ 73,118	$ 30,595	$ 78,400	$ 84,672
001-0572-572.46-00	R&M -	$ 12,364	$ 3,543	$ 15,000	$ 15,000
001-0572-572.46-99	R&M - Damage Claim Repairs	$ -	$ -	$ -	$ -
001-0572-572.48-00	Advertising / Promotional -	$ 2,058	$ 674	$ 4,000	$ 4,000
001-0572-572.49-00	Misc Expenditures -	$ 275	$ 680	$ 1,000	$ -
001-0572-572.49-01	Misc Expenditures - Gas and Oil	$ 2,148	$ 1,216	$ 2,500	$ 3,000
001-0572-572.49-02	Misc Expenditures - Uniforms	$ 783	$ -	$ 1,000	$ 1,000
001-0572-572.49-34	Misc Expenditures - Property Tax/Fire Fees	$ 752	$ 732	$ 727	$ 732
001-0572-572.51-00	Office Supplies -	$ 2,106	$ 1,539	$ 3,000	$ 3,000
001-0572-572.52-00	Operating Supplies -	$ 14,547	$ 10,944	$ 18,000	$ 18,000
001-0572-572.52-02	Operating Supplies - ConcessionExp offset 001-347-20-02	$ -	$ -	$ -	$ -
001-0572-572.52-08	Operating Supplies - Non-Capital Computer Exp	$ -	$ -	$ -	$ -
001-0572-572.54-00	Dues/Subscrip/Training -	$ -	$ -	$ 500	$ 500
001-0572-572-49-99	Misc Expenditures - Hurricane Sally Expenses	$ 1,635	$ -	$ -	$ -
Capital		$ 21,330	$ 7,200	$ 61,500	$ 12,000
001-0572-572.61-03	Capital Outlay - Land-Sanders Street 31 Acres	$ -	$ -	$ -	$ -
001-0572-572.61-04	Capital Outlay - Land-Mary St. Lot	$ -	$ -	$ -	$ -
001-0572-572.62-01	Capital Outlay - Building Improvements	$ -	$ -	$ -	$ -
001-0572-572.62-02	Capital Outlay - Riverwalk Bathroom	$ -	$ -	$ -	$ -
001-0572-572.62-04	Capital Outlay - Skate Park	$ -	$ -	$ 1,500	$ -
001-0572-572.63-03	Capital Outlay - Softball Field-Sanders St.	$ -	$ -	$ -	$ -
001-0572-572.63-05	Capital Outlay - BMX	$ -	$ 7,200	$ 50,000	$ -
001-0572-572.64-02	Capital Outlay - computer/Printers	$ -	$ -	$ -	$ -
001-0572-572.64-07	Capital Outlay - Misc. Equipment	$ 21,330	$ -	$ 10,000	$ 12,000
001-0572-572.64-23	Capital Outlay - Park Improvements	$ -	$ -	$ -	$ -
Debt Service		$ -	$ -	$ -	$ -
001-0572-572.73-00	Other Debt Service -	$ -	$ -	$ -	$ -
573 Landscaping		**$ 774,359**	**$ 321,450**	**$ 851,762**	**$ 846,322**
Personal Services		$ 444,824	$ 218,602	$ 505,568	$ 517,112
001-0573-573.12-00	Regular Salaries -	$ 246,429	$ 118,521	$ 292,718	$ 320,056
001-0573-573.14-00	Overtime -	$ 318	$ -	$ -	$ -
001-0573-573.15-01	Special Pay - Bonuses	$ 2,000	$ 2,000	$ 1,750	$ 2,000
001-0573-573.15-02	Special Pay - Holiday Pay	$ 10,361	$ 7,930	$ -	$ -
001-0573-573.16-00	Sick Pay -	$ 8,270	$ 5,167	$ -	$ -
001-0573-573.17-00	Excess Sick Leave Payout -	$ 1,363	$ 2,137	$ 1,400	$ 2,100
001-0573-573.18-00	Vacation Payout -	$ -	$ 688	$ -	$ -
001-0573-573.20-00	Retirees Benefit -	$ 4,624	$ 2,379	$ 4,649	$ 5,601
001-0573-573.21-00	FICA / Medicare Taxes -	$ 19,356	$ 9,637	$ 21,868	$ 23,684
001-0573-573.22-00	Retirement Contributions -	$ 34,370	$ 15,266	$ 29,397	$ 36,298
001-0573-573.22-01	Retirement Contributions ICMA - ICMA	$ 1,167	$ 589	$ 1,258	$ 1,395
001-0573-573.23-00	Life & Health Insurance -	$ 88,998	$ 40,874	$ 84,086	$ 92,295
001-0573-573.24-00	Workers Compensation -	$ 3,620	$ 2,581	$ 3,442	$ 3,683
001-0573-573.25-00	Unemployment -	$ 1,843	$ -	$ -	$ -
001-0573-573.29-00	Contract Personnel -	$ 22,105	$ 10,833	$ 65,000	$ 30,000
001-0573-573.29-01	Contract Personnel - Lawn & Irrigation Svcs	$ -	$ -	$ -	$ -
Operating Expenses		$ 298,546	$ 102,303	$ 278,994	$ 329,210
001-0573-573.34-00	Other Contractual Svcs -	$ 87,786	$ 375	$ 114,994	$ 90,000
001-0573-573.34-05	Tree Planting -	$ -	$ 12,527	$ -	$ -
001-0573-573.40-00	Travel & Per Diem -	$ -	$ -	$ -	$ -
001-0573-573.41-00	Communication Services -	$ 6,954	$ 3,303	$ 6,000	$ 8,500
001-0573-573.42-00	Postage and Shipping -	$ -	$ -	$ 200	$ 200
001-0573-573.43-00	Utility Services -	$ 51,561	$ 15,350	$ 40,000	$ 31,500
001-0573-573.46-00	R&M -	$ 16,336	$ 5,626	$ 20,000	$ 20,000
001-0573-573.46-01	R&M - Ball Field Maintenance	$ 19,102	$ 7,401	$ 20,000	$ 21,600
001-0573-573.46-02	R&M - MCC and Skatepark R&M	$ 825	$ -	$ 1,000	$ 1,000
001-0573-573.46-03	R&M - Sanders Street Maint.	$ 1,428	$ 103	$ 2,000	$ 2,000
001-0573-573.46-17	R&M - Medians	$ 6,187	$ 4,140	$ 6,000	$ 6,000
001-0573-573.46-18	R&M - Pine Straw	$ 10,429	$ 18,533	$ 16,000	$ 20,000
001-0573-573.46-99	R&M - Damage Claim Repairs	$ -	$ -	$ -	$ -
001-0573-573.48-00	Advertising / Promotional -	$ -	$ -	$ -	$ -
001-0573-573.49-00	Misc Expenditures -	$ -	$ -	$ 500	$ 500
001-0573-573.49-01	Misc Expenditures - Gas and Oil	$ 18,390	$ 7,880	$ 22,000	$ 23,760
001-0573-573.49-02	Misc Expenditures - Uniforms	$ 1,395	$ 609	$ 2,500	$ 2,500
001-0573-573.49-04	Misc Expenditures - Computer Programming	$ -	$ -	$ -	$ -
001-0573-573.49-05	Misc Expenditures - Tree Removal	$ 20,650	$ 12,125	$ 4,000	$ 75,000
001-0573-573.51-00	Office Supplies -	$ 345	$ 225	$ 500	$ 500
001-0573-573.52-00	Operating Supplies -	$ 27,272	$ 13,752	$ 22,150	$ 25,000
001-0573-573.54-00	Dues/Subscrip/Training -	$ 1,626	$ 354	$ 1,150	$ 1,150
001-0573-573-49-99	Misc Expenditures - Hurricane Sally Expenses	$ 28,260	$ -	$ -	$ -
Capital		$ 30,989	$ 545	$ 67,200	$ -
001-0573-573.62-01	Capital Outlay - Building Improvements	$ -	$ -	$ -	$ -
001-0573-573.64-07	Capital Outlay - Misc. Equipment	$ 8,590	$ -	$ 8,700	$ -
001-0573-573.64-24	Capital Outlay - Landscape Equip	$ -	$ 545	$ 3,500	$ -
001-0573-573.64-25	Capital Outlay - Lawnmower	$ -	$ -	$ 30,000	$ -

		FY2021 Actual	FY2022 YTD	FY2022 Budget	FY2023 Budget
001-0573-573-64-01	Capital Outlay - Vehicles	$ 22,399	$ -	$ 25,000	$ -
574 Economic Development		**$ 163,140**	**$ 67,475**	**$ 201,100**	**$ 131,919**
Personal Services		$ 149,731	$ 56,851	$ 161,177	$ 95,611
001-0574-574.12-00	Regular Salaries -	$ 119,163	$ 44,370	$ 135,512	$ 80,640
001-0574-574.14-00	Overtime -	$ -	$ -	$ -	$ -
001-0574-574.15-01	Special Pay - Bonuses	$ 500	$ 500	$ 500	$ 250
001-0574-574.15-02	Special Pay - Holiday Pay	$ 4,817	$ 2,735	$ -	$ -
001-0574-574.16-00	Sick Pay -	$ 1,632	$ -	$ -	$ -
001-0574-574.17-00	Excess Sick Leave Payout -	$ -	$ -	$ -	$ -
001-0574-574.18-00	Vacation Payout -	$ -	$ -	$ -	$ -
001-0574-574.20-00	Retirees Benefit -	$ 2,207	$ 824	$ 2,317	$ 1,412
001-0574-574.21-00	FICA / Medicare Taxes -	$ 10,320	$ 3,856	$ 11,092	$ 6,282
001-0574-574.22-00	Retirement Contributions -	$ -	$ -	$ -	$ -
001-0574-574.22-01	Retirement Contributions ICMA - ICMA	$ 8,793	$ 3,297	$ 9,486	$ 5,645
001-0574-574.23-00	Life & Health Insurance -	$ 1,040	$ 371	$ 1,073	$ 582
001-0574-574.24-00	Workers Compensation -	$ 1,259	$ 898	$ 1,197	$ 800
001-0574-574.29-00	Contract Personnel -	$ -	$ -	$ -	$ -
Operating Expenses		$ 8,129	$ 4,955	$ 19,923	$ 16,308
001-0574-574.34-00	Other Contractual Svcs -	$ 1,164	$ -	$ 1,500	$ 1,500
001-0574-574.40-00	Travel & Per Diem -	$ -	$ 409	$ 2,500	$ 2,500
001-0574-574.41-00	Communication Services -	$ 1,867	$ 775	$ 5,000	$ 1,872
001-0574-574.42-00	Postage and Shipping -	$ -	$ -	$ -	$ -
001-0574-574.43-00	Utility Services -	$ 4,680	$ 1,873	$ 4,000	$ 5,615
001-0574-574.45-00	Insurance & Bonds -	$ -	$ -	$ 180	$ 180
001-0574-574.46-00	R&M -	$ -	$ 207	$ 200	$ 200
001-0574-574.48-00	Advertising / Promotional - Mktg/Special Events	$ -	$ -	$ 1,000	$ 1,000
001-0574-574.49-00	Misc Expenditures -	$ -	$ 175	$ 500	$ 500
001-0574-574.49-34	Misc Expenditures - Property Tax/Fire Fees	$ 77	$ 41	$ 43	$ 41
001-0574-574.51-00	Office Supplies -	$ 141	$ 18	$ 1,000	$ 200
001-0574-574.52-00	Operating Supplies -	$ 180	$ -	$ 500	$ 200
001-0574-574.54-00	Dues/Subscrip/Training -	$ 20	$ 1,029	$ 3,000	$ 2,000
001-0574-574-49-02	Uniforms	$ -	$ 428	$ 500	$ 500
Capital		$ -	$ -	$ -	$ -
001-0574-574.64-07	Capital Outlay - Misc. Equipment	$ -	$ -	$ -	$ -
Grants		$ 5,280	$ 5,669	$ 20,000	$ 20,000
001-0574-574.82-19	Grants & Aids - Commercial Façade Grant	$ 5,280	$ 5,669	$ 20,000	$ 20,000
581 Transfers		**$ -**	**$ -**	**$ -**	**$ -**
Transfers		$ -	$ -	$ -	$ -
001-0581-581.91-00	Transfers to other Funds - Marina	$ -	$ -	$ -	$ -
001-0581-581.91-11	Transfers to other Funds - Trnsfr to Police Spec Inv	$ -	$ -	$ -	$ -
001-0581-581.91-12	Transfers to other Funds - Trnsfr to CRAs	$ -	$ -	$ -	$ -
001-0581-581.91-21	Transfers to other Funds - Transfer to Debt Svc fund	$ -	$ -	$ -	$ -
001-0581-581.91-31	Transfers to other Funds - Transfer to Cap Projects	$ -	$ -	$ -	$ -
001-0581-581.91-42	Transfers to other Funds - Transfer to Natural Gas	$ -	$ -	$ -	$ -
001-0581-581.91-43	Transfers to other Funds - Transfer to Water & Sewer	$ -	$ -	$ -	$ -
001-0581-581.91-44	Transfers to other Funds - Transfer to Sanitation	$ -	$ -	$ -	$ -
001-0581-581.91-49	Transfers to other Funds - Transfer to Sundial Fund	$ -	$ -	$ -	$ -
001-0581-581.91-62	Transfer to Police Pension -	$ -	$ -	$ -	$ -
001-0581-581.91-63	Transfer to Fire Pension -	$ -	$ -	$ -	$ -
001-0581-581.91-64	Transfer to General Pension -	$ -	$ -	$ -	$ -
590 Reserve/Contingency		**$ -**	**$ -**	**$ -**	**$ -**
Contingency		$ -	$ -	$ -	$ -
001-0590-590.01-00	Contingency -	$ -	$ -	$ -	$ -
111 CRA I - Downtown		**$ 92,709**	**$ 49,444**	**$ 198,222**	**$ 136,550**
552 CRA		**$ 92,709**	**$ 49,444**	**$ 198,222**	**$ 136,550**
Operating Expenses		$ 85,909	$ 49,444	$ 121,070	$ 86,550
111-0552-552.31-03	Professional Services - Engineering	$ -	$ -	$ -	$ -
111-0552-552.34-00	Other Contractual Svcs -	$ 3,790	$ 3,250	$ 5,000	$ -
111-0552-552.43-00	Utility Services -	$ 13,146	$ 5,984	$ 12,000	$ 18,000
111-0552-552.46-00	R&M -	$ -	$ -	$ -	$ -
111-0552-552.48-00	Advertising / Promotional -	$ 5,238	$ 4,473	$ 7,000	$ 4,000
111-0552-552.48-01	Advertising / Promotional - 5K Run	$ -	$ -	$ -	$ -
111-0552-552.48-02	Advertising / Promotional - Bands on the Blackwater	$ 50,258	$ 24,320	$ 75,000	$ 55,000
111-0552-552.48-03	Advertising / Promotional - Movie Night	$ 338	$ 4,818	$ 6,000	$ -
111-0552-552.48-04	Advertising / Promotional - Scratch Ankle	$ -	$ -	$ -	$ -
111-0552-552.48-05	Advertising / Promotional - Market	$ -	$ -	$ -	$ -
111-0552-552.48-06	Advertising / Promotional - Other Events	$ 4,780	$ 4,939	$ 5,000	$ 4,000
111-0552-552.48-07	Advertising / Promotional - Milton In May	$ -	$ -	$ -	$ -
111-0552-552.48-08	Advertising / Promotional - Water Fest	$ 4,993	$ -	$ 5,000	$ 4,000
111-0552-552.48-09	Advertising / Promotional - Food & Wine Fest	$ -	$ -	$ -	$ -
111-0552-552.48-10	Advertising / Promotional - Rhythm & Barbeque	$ -	$ -	$ -	$ -
111-0552-552.49-00	Misc Expenditures -	$ -	$ 420	$ 2,000	$ 1,000
111-0552-552.49-18	Misc Expenditures - Bank Charges	$ -	$ -	$ -	$ -
111-0552-552.49-19	Misc Expenditures -	$ -	$ -	$ -	$ -
111-0552-552.49-34	Misc Expenditures - Property Tax/Fire Fees	$ 577	$ 605	$ 570	$ 550
111-0552-552.52-00	Operating Supplies -	$ -	$ -	$ -	$ -
111-0552-552.53-00	Materials/Rep & Supplies -	$ 2,294	$ 635	$ 3,000	$ -
111-0552-552.54-00	Dues/Subscrip/Training -	$ 495	$ -	$ 500	$ -
Capital		$ -	$ -	$ 20,000	$ -

		FY2021 Actual	FY2022 YTD	FY2022 Budget	FY2023 Budget
111-0552-552.61-01	Capital Outlay - Land Acquisition	$ -	$ -	$ -	$ -
111-0552-552.61-02	Capital Outlay - Easement-Sidewalk	$ -	$ -	$ -	$ -
111-0552-552.64-07	Capital Outlay - Misc.Equipment FY16 Pchse Screen/Proj.	$ -	$ -	$ -	$ -
111-0552-552.64-27	Capital Outlay - Downtown Project expenses	$ -	$ -	$ 20,000	$ -
Grants		$ 6,800	$ -	$ 17,000	$ 50,000
111-0552-552.82-09	Grants & Aids - Misc.	$ (13,200)	$ -	$ 2,000	$ -
111-0552-552.82-16	Grants & Aids - SRC Veterans Memorial	$ -	$ -	$ -	$ -
111-0552-552.82-19	Grants & Aids - DT Façade Grants-Comm & Resident	$ 5,000	$ -	$ -	$ 40,000
111-0552-552-82-08	Grants & Aids - SRC July 4th Fireworks	$ 15,000	$ -	$ 15,000	$ 10,000
Transfers		$ -	$ -	$ 20,000	$ -
111-0552-552.91-00	Transfers to other Funds -	$ -	$ -	$ -	$ -
111-0552-552.91-01	Transfer to General Fund -	$ -	$ -	$ 20,000	$ -
111-0552-552.91-02	Transfer to Capital Projects -	$ -	$ -	$ -	$ -
Contingency		$ -	$ -	$ 20,152	$ -
111-0552-552.99-99	Other Uses - Contingency	$ -	$ -	$ 20,152	$ -
111-0590-590.01-00	Contingency - Contingency	$ -	$ -	$ -	$ -
112 CRA II - North		**$ -**	**$ -**	**$ 11,808**	**$ 14,242**
552 CRA		**$ -**	**$ -**	**$ 11,808**	**$ 14,242**
Operating Expenses		$ -	$ -	$ -	$ -
112-0552-552.31-03	Professional Services - Engineering	$ -	$ -	$ -	$ -
112-0552-552.34-00	Other Contractual Svcs -	$ -	$ -	$ -	$ -
112-0552-552.43-00	Utility Services -	$ -	$ -	$ -	$ -
112-0552-552.46-00	R&M -	$ -	$ -	$ -	$ -
112-0552-552.48-00	Advertising / Promotional -	$ -	$ -	$ -	$ -
112-0552-552.48-06	Advertising / Promotional -	$ -	$ -	$ -	$ -
112-0552-552.49-00	Misc Expenditures -	$ -	$ -	$ -	$ -
112-0552-552.49-18	Misc Expenditures - Bank Charges	$ -	$ -	$ -	$ -
112-0552-552.52-00	Operating Supplies -	$ -	$ -	$ -	$ -
112-0552-552.53-00	Materials/Rep & Supplies -	$ -	$ -	$ -	$ -
112-0552-552.54-00	Dues/Subscrip/Training -	$ -	$ -	$ -	$ -
Capital		$ -	$ -	$ -	$ -
112-0552-552.61-01	Capital Outlay - Land Acquisition	$ -	$ -	$ -	$ -
112-0552-552.63-04	Capital Outlay - Carpenter's Pk Improve.	$ -	$ -	$ -	$ -
112-0552-552.64-07	Capital Outlay - Misc Equipment	$ -	$ -	$ -	$ -
112-0552-552.64-27	Capital Outlay - Project expenses	$ -	$ -	$ -	$ -
Grants		$ -	$ -	$ -	$ -
112-0552-552.82-09	Grants & Aids - Misc.	$ -	$ -	$ -	$ -
Transfers		$ -	$ -	$ -	$ -
112-0552-552.91-00	Transfers to other Funds -	$ -	$ -	$ -	$ -
112-0552-552.91-01	Transfer to General Fund -	$ -	$ -	$ -	$ -
112-0552-552.91-02	Transfer to Capital Projects -	$ -	$ -	$ -	$ -
Contingency		$ -	$ -	$ 11,808	$ 14,242
112-0552-552.99-99	Other Uses - Contingency	$ -	$ -	$ 11,808	$ 14,242
112-0590-590.01-00	Contingency - Contingency	$ -	$ -	$ -	$ -
113 CRA III - South		**$ -**	**$ -**	**$ 4,576**	**$ 4,115**
552 CRA		**$ -**	**$ -**	**$ 4,576**	**$ 4,115**
Operating Expenses		$ -	$ -	$ -	$ -
113-0552-552.31-03	Professional Services - Engineering	$ -	$ -	$ -	$ -
113-0552-552.34-00	Other Contractual Svcs -	$ -	$ -	$ -	$ -
113-0552-552.43-00	Utility Services -	$ -	$ -	$ -	$ -
113-0552-552.46-00	R&M -	$ -	$ -	$ -	$ -
113-0552-552.48-00	Advertising / Promotional -	$ -	$ -	$ -	$ -
113-0552-552.48-06	Advertising / Promotional - Other Events	$ -	$ -	$ -	$ -
113-0552-552.49-00	Misc Expenditures -	$ -	$ -	$ -	$ -
113-0552-552.49-18	Misc Expenditures - Bank Charges	$ -	$ -	$ -	$ -
113-0552-552.52-00	Operating Supplies -	$ -	$ -	$ -	$ -
113-0552-552.53-00	Materials/Rep & Supplies -	$ -	$ -	$ -	$ -
113-0552-552.54-00	Dues/Subscrip/Training -	$ -	$ -	$ -	$ -
Capital		$ -	$ -	$ -	$ -
113-0552-552.61-01	Capital Outlay - Land Acquisition	$ -	$ -	$ -	$ -
113-0552-552.64-07	Capital Outlay - Misc Equipment	$ -	$ -	$ -	$ -
113-0552-552.64-27	Capital Outlay - Project expenses	$ -	$ -	$ -	$ -
Grants		$ -	$ -	$ -	$ -
113-0552-552.82-09	Grants & Aids - Misc.	$ -	$ -	$ -	$ -
Transfers		$ -	$ -	$ -	$ -
113-0552-552.91-00	Transfers to other Funds -	$ -	$ -	$ -	$ -
113-0552-552.91-01	Transfer to General Fund -	$ -	$ -	$ -	$ -
113-0552-552.91-02	Transfer to Capital Projects -	$ -	$ -	$ -	$ -
Contingency		$ -	$ -	$ 4,576	$ 4,115
113-0552-552.99-99	Other Uses - Contingency	$ -	$ -	$ 4,576	$ 4,115
113-0590-590.01-00	Contingency - Contingency	$ -	$ -	$ -	$ -
201 Debt Service		**$ -**	**$ -**	**$ -**	**$ -**
513 Admin		**$ -**	**$ -**	**$ -**	**$ -**
Debt Service		$ -	$ -	$ -	$ -
201-0000-TOTALS	Combined Principal & Interest -	$ -	$ -	$ -	$ -
201-0513-513.71-00	Principal Expense - Admin Whse.	$ -	$ -	$ -	$ -
201-0513-513.72-00	Interest Expense -	$ -	$ -	$ -	$ -
522 Fire		**$ -**	**$ -**	**$ -**	**$ -**
Debt Service		$ -	$ -	$ -	$ -
201-0522-522.71-00	Principal Expense - Fire Station & Fire Truck	$ -	$ -	$ -	$ -
201-0522-522.72-00	Interest Expense -	$ -	$ -	$ -	$ -
572 Parks		**$ -**	**$ -**	**$ -**	**$ -**
Debt Service		$ -	$ -	$ -	$ -
201-0572-572.71-00	Principal Expense - Skate Park	$ -	$ -	$ -	$ -

		FY2021 Actual	FY2022 YTD	FY2022 Budget	FY2023 Budget
201-0572-572.72-00	Interest Expense -	$ -	$ -	$ -	$ -
581 Transfers		**$ -**	**$ -**	**$ -**	**$ -**
Transfers		$ -	$ -	$ -	$ -
201-0581-581.91-00	Transfers to other Funds - Transfer to Other Funds	$ -	$ -	$ -	$ -
301 Capital Projects		**$ 835,546**	**$ 361,343**	**$ 2,214,978**	**$ 1,566,727**
514 Non-Dept.		**$ 80,156**	**$ 37,338**	**$ 150,000**	**$ 220,000**
Operating Expenses		$ -	$ -	$ -	$ -
301-0514-514.49-18	Misc Expenditures - Bank Charges	$ -	$ -	$ -	$ -
301-0514-514-34-00	Other Contractual Svcs - Other Contractual Svcs	$ -	$ -	$ -	$ -
Capital		$ 80,156	$ 37,338	$ 150,000	$ 220,000
301-0514-514.62-01	Capital Outlay - Building Improvements	$ 29,206	$ 37,338	$ 50,000	$ -
301-0514-514.62-02	Capital Outlay - Mt Pilgrim Historic Ch	$ -	$ -	$ -	$ -
301-0514-514.64-07	Capital Outlay - Misc. Equipment	$ 50,950	$ -	$ 100,000	$ 20,000
301-0514-514.64-08	Capital Outlay - HVAC	$ -	$ -	$ -	$ 200,000
521 Law Enf.		**$ 80,156**	**$ -**	**$ -**	**$ -**
Capital		$ 80,156	$ -	$ -	$ -
301-0521-521.62-01	Capital Outlay - Police Building Improv	$ 29,206	$ -	$ -	$ -
301-0521-521.64-07	Capital Outlay - Police Misc. Equipment	$ 50,950	$ -	$ -	$ -
522 Fire		**$ -**	**$ 4,500**	**$ 100,000**	**$ -**
Capital		$ -	$ 4,500	$ 100,000	$ -
301-0522-522.62-03	Capital Outlay - Fire Training Facility	$ -	$ 4,500	$ 100,000	$ -
541 Road & St.		**$ 585,193**	**$ 161,463**	**$ 214,978**	**$ 96,727**
Capital		$ 585,193	$ 161,463	$ 214,978	$ 96,727
301-0541-541.61-01	Capital Outlay - Right of Way	$ -	$ -	$ -	$ -
301-0541-541.63-02	Capital Outlay - Sanders St Project	$ -	$ -	$ -	$ -
301-0541-541.63-03	Capital Outlay - Roadside Beautification	$ -	$ -	$ -	$ -
301-0541-541.63-04	Capital Outlay - Roadside Beautification-2	$ -	$ -	$ -	$ -
301-0541-541.63-15	Capital Outlay - Street & Sidewalk Improvm	$ 585,193	$ -	$ 214,978	$ 96,727
301-0541-541.63-16	Capital Outlay - City Signage	$ -	$ 12,541	$ -	$ -
301-0541-541.63-94	Capital Outlay - ElvaStDrainageUpgradeProj	$ -	$ -	$ -	$ -
301-0541-541.63-95	Capital Outlay - Canal Street -CDBG	$ -	$ -	$ -	$ -
301-0541-541.63-97	Capital Outlay - N. Byrom St - CDBG	$ -	$ 148,922	$ -	$ -
Debt Service		$ -	$ -	$ -	$ -
301-0541-541.63-96	Capital Outlay - CDBG 2014	$ -	$ -	$ -	$ -
572 Parks		**$ 90,041**	**$ 158,042**	**$ 1,750,000**	**$ 1,250,000**
Capital		$ 90,041	$ 158,042	$ 1,750,000	$ 1,250,000
301-0572-572.63-04	Capital Outlay - Carpenter's Pk Improve.	$ 16,972	$ 58,790	$ 800,000	$ 150,000
301-0572-572.63-07	Capital Outlay - Riverwalk Pk Improve	$ -	$ -	$ -	$ 250,000
301-0572-572.63-08	Capital Outlay - Russell Harber Landing	$ -	$ -	$ -	$ -
301-0572-572.63-11	Capital Outlay - Old River Trail	$ -	$ -	$ -	$ -
301-0572-572.63-13	Capital Outlay - Tennis Courts FY16 in GF	$ -	$ -	$ -	$ -
301-0572-572.63-14	Capital Outlay - Festival Area Improvement-Stage	$ -	$ -	$ 100,000	$ 100,000
301-0572-572.63-17	Capital Outlay - Lucille Johnson Park	$ 15,148	$ 51,633	$ 50,000	$ -
301-0572-572-63-01	Capital Outlay - Milton Sports Plex	$ -	$ -	$ 800,000	$ 750,000
301-0572-572-63-02	Capital Outlay - Hindall Park Improvements	$ -	$ 36,854	$ -	$ -
301-0572-572-63-03	Capital Outlay - Football Fields - Sanders St	$ 16,000	$ 1,820	$ -	$ -
301-0572-572-63-05	Capital Outlay - Sanders St Park Improve	$ 41,921	$ 8,945	$ -	$ -
301-0572-572-63-06	Capital Outlay - Sanders St Community Ctr	$ -	$ -	$ -	$ -
581 Transfers		**$ -**	**$ -**	**$ -**	**$ -**
Transfers		$ -	$ -	$ -	$ -
301-0581-581-91-00	Transfers to other Funds - Transfer to Other Funds	$ -	$ -	$ -	$ -
590 Reserve/Contingency		**$ -**	**$ -**	**$ -**	**$ -**
Contingency		$ -	$ -	$ -	$ -
301-0590-590.01-00	Contingency -	$ -	$ -	$ -	$ -
302 Capital Projects		**$ 25,437**	**$ 147,986**	**$ 198,961**	**$ 205,491**
541 Road & St.		**$ 25,437**	**$ 147,986**	**$ 198,961**	**$ 205,491**
Capital		$ 25,437	$ 147,986	$ 198,961	$ 205,491
302-0541-541-63-15	Capital Outlay - Street & Sidewalk Improvm	$ 25,437	$ 147,986	$ 198,961	$ 205,491
402 Gas		**$ 4,092,551**	**$ 2,055,105**	**$ 4,890,454**	**$ 5,832,687**
531 Meter		**$ -**	**$ -**	**$ -**	**$ -**
Personal Services		$ -	$ -	$ -	$ -
402-0531-531.12-00	Regular Salaries -	$ -	$ -	$ -	$ -
402-0531-531.14-00	Overtime -	$ -	$ -	$ -	$ -
402-0531-531.15-01	Special Pay - Bonuses	$ -	$ -	$ -	$ -
402-0531-531.15-02	Special Pay - Holiday Pay	$ -	$ -	$ -	$ -
402-0531-531.16-00	Sick Pay -	$ -	$ -	$ -	$ -
402-0531-531.17-00	Excess Sick Leave Payout -	$ -	$ -	$ -	$ -
402-0531-531.18-00	Vacation Payout -	$ -	$ -	$ -	$ -
402-0531-531.20-00	Retirees Benefit -	$ -	$ -	$ -	$ -
402-0531-531.21-00	FICA / Medicare Taxes -	$ -	$ -	$ -	$ -
402-0531-531.22-00	Retirement Contributions -	$ -	$ -	$ -	$ -
402-0531-531.23-00	Life & Health Insurance -	$ -	$ -	$ -	$ -
402-0531-531.24-00	Workers Compensation -	$ -	$ -	$ -	$ -
402-0531-531.29-00	Contract Personnel -	$ -	$ -	$ -	$ -
Operating Expenses		$ -	$ -	$ -	$ -
402-0531-531.31-04	Professional Services - Test Comm. Gas Meters	$ -	$ -	$ -	$ -
402-0531-531.41-00	Communication Services -	$ -	$ -	$ -	$ -
402-0531-531.43-00	Utility Services -	$ -	$ -	$ -	$ -
402-0531-531.45-00	Insurance & Bonds -	$ -	$ -	$ -	$ -
402-0531-531.46-00	R&M -	$ -	$ -	$ -	$ -
402-0531-531.49-00	Misc Expenditures -	$ -	$ -	$ -	$ -
402-0531-531.49-01	Misc Expenditures - Gas and Oil	$ -	$ -	$ -	$ -
402-0531-531.49-02	Misc Expenditures - Uniforms	$ -	$ -	$ -	$ -

		FY2021 Actual	FY2022 YTD	FY2022 Budget	FY2023 Budget
402-0531-531.49-34	Misc Expenditures - Property Tax/Fire Fees	$ -	$ -	$ -	$ -
402-0531-531.51-00	Office Supplies -	$ -	$ -	$ -	$ -
402-0531-531.52-00	Operating Supplies -	$ -	$ -	$ -	$ -
402-0531-531.59-00	Depreciation -	$ -	$ -	$ -	$ -
Capital		$ -	$ -	$ -	$ -
402-0531-531.64-01	Capital Outlay - Vehicles	$ -	$ -	$ -	$ -
402-0531-531.64-02	Capital Outlay - Computers/Printers	$ -	$ -	$ -	$ -
532 Utility Service		**$ 3,068,231**	**$ 1,652,617**	**$ 3,399,339**	**$ 4,386,367**
Personal Services		$ 708,637	$ 345,726	$ 771,331	$ 951,835
402-0532-532.12-00	Regular Salaries -	$ 410,985	$ 195,874	$ 492,814	$ 609,077
402-0532-532.14-00	Overtime -	$ 7,163	$ 3,715	$ 10,000	$ 10,000
402-0532-532.15-01	Special Pay - Bonuses	$ 2,875	$ 2,875	$ 3,000	$ 3,500
402-0532-532.15-02	Special Pay - Holiday Pay	$ 17,683	$ 13,048	$ -	$ -
402-0532-532.16-00	Sick Pay -	$ 22,435	$ 15,795	$ -	$ -
402-0532-532.17-00	Excess Sick Leave Payout -	$ 1,908	$ 1,638	$ 2,000	$ 2,000
402-0532-532.18-00	Vacation Payout -	$ 268	$ -	$ -	$ -
402-0532-532.20-00	Retirees Benefit -	$ 7,994	$ 4,081	$ 8,624	$ 10,659
402-0532-532.21-00	FICA / Medicare Taxes -	$ 34,762	$ 17,441	$ 36,679	$ 45,892
402-0532-532.22-00	Retirement Contributions -	$ 76,808	$ 33,818	$ 71,458	$ 88,316
402-0532-532.22-01	Retirement Contributions ICMA - ICMA	$ -	$ -	$ -	$ -
402-0532-532.23-00	Life & Health Insurance -	$ 106,893	$ 49,810	$ 111,581	$ 146,504
402-0532-532.24-00	Workers Compensation -	$ 10,702	$ 7,631	$ 10,175	$ 10,887
402-0532-532.29-00	Contract Personnel -	$ 8,161	$ -	$ 25,000	$ 25,000
Operating Expenses		$ 2,338,516	$ 1,222,574	$ 2,388,440	$ 3,089,964
402-0532-532.31-00	Professional Services -	$ 37,605	$ 13,520	$ 32,450	$ 33,000
402-0532-532.31-01	Professional Services - Legal Counsel	$ -	$ -	$ -	$ -
402-0532-532.31-03	Professional Services - Engineering	$ -	$ -	$ -	$ -
402-0532-532.31-06	Professional Services - Welti Engineering	$ -	$ -	$ -	$ -
402-0532-532.31-07	Professional Services - Utility Management	$ 27,000	$ 11,250	$ 21,600	$ 27,000
402-0532-532.32-00	Accounting & Auditing -	$ 12,420	$ 9,315	$ 15,640	$ 15,640
402-0532-532.34-00	Other Contractual Svcs -	$ 55,502	$ 13,248	$ 60,000	$ 65,000
402-0532-532.34-10	Other Contractual Svcs - Gulf Power Radio Reads	$ 65,001	$ 32,313	$ 62,000	$ -
402-0532-532.38-01	Payment In Lieu of Taxes - PILOT FY16 New	$ 149,563	$ 157,041	$ 157,041	$ 160,000
402-0532-532.39-00	Bad Debts -	$ 16,198	$ 2,737	$ 20,000	$ 20,000
402-0532-532.40-00	Travel & Per Diem -	$ -	$ -	$ 3,000	$ 3,000
402-0532-532.41-00	Communication Services -	$ 6,879	$ 3,373	$ 7,000	$ 8,000
402-0532-532.41-01	Communication Services - Refueling Station	$ 353	$ 149	$ 250	$ 300
402-0532-532.42-00	Postage and Shipping -	$ 10,890	$ 4,717	$ 9,000	$ 12,000
402-0532-532.43-00	Utility Services -	$ 9,244	$ 3,994	$ 9,450	$ 12,000
402-0532-532.43-01	Utility Services - Natural Gas Ref	$ 2,655	$ 447	$ 3,500	$ 3,500
402-0532-532.43-02	Utility Services - Utility Billing Expense	$ 3,857	$ 1,847	$ 4,000	$ 5,500
402-0532-532.44-00	Rentals and Leases -	$ 503	$ -	$ 800	$ 800
402-0532-532.45-00	Insurance & Bonds -	$ 54,280	$ 45,188	$ 60,249	$ 61,500
402-0532-532.46-00	R&M -	$ 13,345	$ 4,916	$ 20,000	$ 21,600
402-0532-532.46-01	R&M - R&M-Public Refuel Station	$ 3,354	$ -	$ 10,000	$ 10,000
402-0532-532.46-02	R&M - Vehicle R&M	$ 1,867	$ 1,121	$ 5,000	$ 5,400
402-0532-532.46-03	R&M - Equipment R&M	$ 4,303	$ -	$ 5,000	$ 5,400
402-0532-532.46-99	R&M - Damage Claim Repairs	$ -	$ -	$ -	$ -
402-0532-532.48-00	Advertising / Promotional -	$ -	$ -	$ -	$ -
402-0532-532.48-01	Advertising / Promotional - Rebates	$ -	$ -	$ -	$ -
402-0532-532.48-02	Advertising / Promotional - Rebates - Adams Homes	$ 7,150	$ -	$ 30,000	$ 50,000
402-0532-532.49-00	Misc Expenditures -	$ 11,308	$ 2,554	$ 7,289	$ 8,000
402-0532-532.49-01	Misc Expenditures - Gas and Oil	$ 23,386	$ 13,434	$ 32,000	$ 35,000
402-0532-532.49-02	Misc Expenditures - Uniforms	$ 6,788	$ 3,090	$ 7,600	$ 8,200
402-0532-532.49-03	Misc Expenditures - Pipes, valves & fittings	$ 4,292	$ 3,259	$ 12,000	$ 13,000
402-0532-532.49-12	Misc Expenditures - State Utility Tx/Gas Bill	$ 2,611	$ 3,043	$ 8,500	$ 8,700
402-0532-532.49-18	Misc Expenditures - Bank Charges	$ 821	$ 688	$ 500	$ 1,000
402-0532-532.49-21	Misc Expenditures - Federal Excise Gas Tax FY16 New	$ 299	$ 22	$ 600	$ 600
402-0532-532.49-22	Misc Expenditures - Gas Storage Property Tax	$ -	$ 2,068	$ 6,000	$ 6,000
402-0532-532.49-34	Misc Expenditures - Property Tax/Fire Fees	$ 90	$ 88	$ 89	$ 100
402-0532-532.49-41	Misc Expenditures - IT Expense	$ 29,718	$ 31,204	$ 31,204	$ 31,204
402-0532-532.49-42	Misc Expenditures - Billing & Admin Fees FY16 New	$ 180,214	$ -	$ 189,225	$ 189,225
402-0532-532.51-00	Office Supplies -	$ 718	$ 238	$ 5,024	$ 5,400
402-0532-532.52-00	Operating Supplies -	$ 18,604	$ 2,754	$ 13,929	$ 15,100
402-0532-532.52-01	Operating Supplies - Materials/Rep&Supplies-WH	$ 146,565	$ 68,611	$ 100,000	$ 108,000
402-0532-532.52-02	Operating Supplies - Meters	$ 24,279	$ 15,044	$ 25,000	$ 27,000
402-0532-532.53-01	Materials/Rep & Supplies - Asphault Repair	$ 1,152	$ 247	$ 2,500	$ 2,700
402-0532-532.54-00	Dues/Subscrip/Training -	$ 14,111	$ 5,490	$ 11,000	$ 11,900
402-0532-532.55-00	Purchased Gas -	$ 1,236,593	$ 765,564	$ 1,400,000	$ 2,099,195
402-0532-532.59-00	Depreciation -	$ 154,956	$ -	$ -	$ -
402-0532-532-49-91	Misc Expenditures - Coronavirus Expense	$ 42	$ -	$ -	$ -
402-0532-532-52-08	Operating Supplies - Non-Capital Computer Exp	$ -	$ -	$ -	$ -
Capital		$ -	$ 39,315	$ 150,000	$ 255,000
402-0532-532.61-01	Capital Outlay - Utility Easement	$ -	$ -	$ -	$ -
402-0532-532.63-04	Capital Outlay - SR 87 Extension	$ -	$ -	$ -	$ -
402-0532-532.63-06	Capital Outlay - Hamilton Bridge	$ -	$ -	$ -	$ -
402-0532-532.63-28	Capital Outlay - CNG Upgrade Proj	$ -	$ -	$ 150,000	$ 200,000
402-0532-532.63-37	Capital Outlay - Whiting Aviation Pk Proj	$ -	$ -	$ -	$ -
402-0532-532.63-40	Capital Outlay - GasLine Iron/Steel Replacement	$ -	$ -	$ -	$ -
402-0532-532.63-45	Capital Outlay - AMI-RadioRead-Infra Impv	$ -	$ -	$ -	$ -
402-0532-532.64-01	Capital Outlay - Vehicles	$ -	$ -	$ -	$ 55,000

		FY2021 Actual	FY2022 YTD	FY2022 Budget	FY2023 Budget
402-0532-532.64-03	Capital Outlay - Copy Machine	$ -	$ -	$ -	$ -
402-0532-532.64-05	Capital Outlay - Meters-New	$ -	$ -	$ -	$ -
402-0532-532.64-07	Capital Outlay - Misc. Equipment	$ -	$ 39,315	$ -	$ -
402-0532-532-64-02	Capital Outlay - Computers/Printers	$ -	$ -	$ -	$ -
Debt Service		$ 21,078	$ 45,002	$ 89,568	$ 89,568
402-0532-532.71-00	Principal Expense -	$ -	$ 35,550	$ 70,830	$ 70,830
402-0532-532.72-00	Interest Expense -	$ 21,078	$ 9,452	$ 18,738	$ 18,738
Grants		$ -	$ -	$ -	$ -
402-0532-532.82-04	Grants & Aids - Misc. Grant	$ -	$ -	$ -	$ -
533 Marketing		**$ 56,613**	**$ 26,780**	**$ 70,000**	**$ 80,000**
Personal Services		$ -	$ -	$ -	$ -
402-0533-533.12-00	Regular Salaries -	$ -	$ -	$ -	$ -
402-0533-533.15-01	Special Pay - Bonuses	$ -	$ -	$ -	$ -
402-0533-533.15-02	Special Pay - Holiday Pay	$ -	$ -	$ -	$ -
402-0533-533.16-00	Special Pay - Sick Pay	$ -	$ -	$ -	$ -
402-0533-533.18-00	Special Pay - Vacation Payout	$ -	$ -	$ -	$ -
402-0533-533.20-00	Retirees Benefit -	$ -	$ -	$ -	$ -
402-0533-533.21-00	FICA / Medicare Taxes -	$ -	$ -	$ -	$ -
402-0533-533.22-00	Retirement Contributions -	$ -	$ -	$ -	$ -
402-0533-533.23-00	Life & Health Insurance -	$ -	$ -	$ -	$ -
402-0533-533.29-00	Contract Personnel -	$ -	$ -	$ -	$ -
Operating Expenses		$ 56,613	$ 26,780	$ 70,000	$ 80,000
402-0533-533.31-00	Professional Services -	$ -	$ -	$ -	$ -
402-0533-533.48-00	Advertising / Promotional -	$ 25,859	$ 10,780	$ 30,000	$ 30,000
402-0533-533.48-01	Advertising / Promotional - Rebates - Customers	$ 30,000	$ 14,900	$ 30,000	$ 40,000
402-0533-533.48-03	Advertising / Promotional - Public Awareness	$ 754	$ 1,100	$ 10,000	$ 10,000
402-0533-533.52-01	Operating Supplies - Materials/Rep & Supplies	$ -	$ -	$ -	$ -
402-0533-533.52-19	Operating Supplies - Generators	$ -	$ -	$ -	$ -
402-0533-533.59-00	Depreciation -	$ -	$ -	$ -	$ -
402-0533-533-49-00	Advertising / Promotional - Misc. Expenditures	$ -	$ -	$ -	$ -
Capital		$ -	$ -	$ -	$ -
402-0533-533.64-01	Capital Outlay - Vehicles	$ -	$ -	$ -	$ -
581 Transfers		**$ 967,707**	**$ 375,708**	**$ 1,375,708**	**$ 1,366,320**
Transfers		$ 967,707	$ 375,708	$ 1,375,708	$ 1,366,320
402-0581-581.91-00	Transfers to other Funds -	$ -	$ -	$ -	$ -
402-0581-581.91-01	Transfers to other Funds - to General Fund	$ 967,707	$ 375,708	$ 1,375,708	$ 1,366,320
402-0581-581.91-31	Transfers to other Funds - to Cap Projects	$ -	$ -	$ -	$ -
402-0581-581-92-01	IT overhead transf to GF -	$ -	$ -	$ -	$ -
590 Reserve/Contingency		**$ -**	**$ -**	**$ 45,407**	**$ -**
Contingency		$ -	$ -	$ 45,407	$ -
402-0590-590.01-00	Contingency -	$ -	$ -	$ 45,407	$ -
Pension Expense		$ -	$ -	$ -	$ -
402-0590-590.90-03	Pension GASB 68 -	$ -	$ -	$ -	$ -
403 Water & Sewer		**$ 8,118,573**	**$ 3,567,016**	**$ 30,954,583**	**$ 9,551,627**
531 Meter		**$ -**	**$ -**	**$ -**	**$ -**
Personal Services		$ -	$ -	$ -	$ -
403-0531-531.12-00	Regular Salaries -	$ -	$ -	$ -	$ -
403-0531-531.14-00	Overtime -	$ -	$ -	$ -	$ -
403-0531-531.15-01	Special Pay - Bonuses	$ -	$ -	$ -	$ -
403-0531-531.15-02	Special Pay - Holiday Pay	$ -	$ -	$ -	$ -
403-0531-531.16-00	Sick Pay -	$ -	$ -	$ -	$ -
403-0531-531.17-00	Excess Sick Leave Payout -	$ -	$ -	$ -	$ -
403-0531-531.18-00	Vacation Payout -	$ -	$ -	$ -	$ -
403-0531-531.20-00	Retirees Benefit -	$ -	$ -	$ -	$ -
403-0531-531.21-00	FICA / Medicare Taxes -	$ -	$ -	$ -	$ -
403-0531-531.22-00	Retirement Contributions -	$ -	$ -	$ -	$ -
403-0531-531.23-00	Life & Health Insurance -	$ -	$ -	$ -	$ -
403-0531-531.24-00	Workers Compensation -	$ -	$ -	$ -	$ -
403-0531-531.29-00	Contract Personnel -	$ -	$ -	$ -	$ -
Operating Expenses		$ -	$ -	$ -	$ -
403-0531-531.31-04	Professional Services - Test Comm. Gas Meters	$ -	$ -	$ -	$ -
403-0531-531.41-00	Communication Services -	$ -	$ -	$ -	$ -
403-0531-531.43-00	Utility Services -	$ -	$ -	$ -	$ -
403-0531-531.45-00	Insurance & Bonds -	$ -	$ -	$ -	$ -
403-0531-531.46-00	R&M -	$ -	$ -	$ -	$ -
403-0531-531.49-01	Misc Expenditures - Gas and Oil	$ -	$ -	$ -	$ -
403-0531-531.49-02	Misc Expenditures - Uniforms	$ -	$ -	$ -	$ -
403-0531-531.49-34	Misc Expenditures - Property Tax/Fire Fees	$ -	$ -	$ -	$ -
403-0531-531.51-00	Office Supplies -	$ -	$ -	$ -	$ -
403-0531-531.52-00	Operating Supplies -	$ -	$ -	$ -	$ -
Capital		$ -	$ -	$ -	$ -
403-0531-531.64-01	Capital Outlay - Vehicles	$ -	$ -	$ -	$ -
403-0531-531.64-02	Capital Outlay - Computers/Printers	$ -	$ -	$ -	$ -
535 Wastewater		**$ 3,033,842**	**$ 1,199,676**	**$ 24,511,680**	**$ 3,081,806**
Personal Services		$ 479,359	$ 285,307	$ 572,202	$ 801,097
403-0535-535.12-00	Regular Salaries -	$ 274,244	$ 173,630	$ 363,626	$ 535,274
403-0535-535.14-00	Overtime -	$ 5,010	$ 9,327	$ 15,000	$ 15,000
403-0535-535.15-01	Special Pay - Bonuses	$ 1,750	$ 1,500	$ 2,000	$ 2,500
403-0535-535.15-02	Special Pay - Holiday Pay	$ 11,471	$ 10,844	$ -	$ -
403-0535-535.16-00	Sick Pay -	$ 7,433	$ 3,545	$ -	$ -
403-0535-535.17-00	Excess Sick Leave Payout -	$ 4,766	$ 2,682	$ 3,800	$ 3,800
403-0535-535.18-00	Vacation Payout -	$ 9,141	$ -	$ -	$ -
403-0535-535.20-00	Retirees Benefit -	$ 5,201	$ 3,101	$ 6,364	$ 9,367
403-0535-535.21-00	FICA / Medicare Taxes -	$ 24,301	$ 15,218	$ 26,999	$ 40,282
403-0535-535.22-00	Retirement Contributions -	$ 50,083	$ 22,953	$ 52,725	$ 66,233
403-0535-535.22-01	Retirement Contributions ICMA - ICMA	$ -	$ -	$ -	$ -

		FY2021 Actual	FY2022 YTD	FY2022 Budget	FY2023 Budget
403-0535-535.23-00	Life & Health Insurance -	$ 74,187	$ 35,549	$ 89,901	$ 116,215
403-0535-535.24-00	Workers Compensation -	$ 9,758	$ 6,958	$ 9,277	$ 9,926
403-0535-535.29-00	Contract Personnel -	$ 2,014	$ -	$ 2,510	$ 2,500
Operating Expenses		$ 2,482,022	$ 624,187	$ 1,484,856	$ 1,513,697
403-0535-535.31-00	Professional Services -	$ -	$ -	$ -	$ -
403-0535-535.31-01	Professional Services - Legal Counsel	$ -	$ -	$ -	$ -
403-0535-535.31-03	Professional Services - Engineering	$ 27,988	$ -	$ 22,000	$ 22,000
403-0535-535.32-00	Accounting & Auditing -	$ 3,780	$ 2,835	$ 4,855	$ 4,855
403-0535-535.34-00	Other Contractual Svcs -	$ 59,696	$ 31,412	$ 56,207	$ 56,000
403-0535-535.38-01	Payment In Lieu of Taxes - PILOT FY16 New	$ 132,567	$ 139,195	$ 139,195	$ 139,195
403-0535-535.39-00	Bad Debts - Wastewater	$ -	$ -	$ -	$ -
403-0535-535.40-00	Travel & Per Diem -	$ -	$ -	$ 1,000	$ 1,000
403-0535-535.41-00	Communication Services -	$ 13,273	$ 7,841	$ 14,000	$ 16,823
403-0535-535.42-00	Postage and Shipping -	$ 206	$ -	$ -	$ -
403-0535-535.43-01	Utility Services - Water	$ 109,988	$ 63,928	$ 150,000	$ 150,000
403-0535-535.43-02	Utility Services - Wastewater	$ 228,853	$ 93,217	$ 250,000	$ 251,221
403-0535-535.44-00	Rentals and Leases -	$ -	$ 450	$ 1,000	$ 1,200
403-0535-535.45-00	Insurance & Bonds -	$ 124,460	$ 122,744	$ 139,864	$ 157,710
403-0535-535.46-01	R&M - Water	$ 21,513	$ 17,337	$ 49,000	$ 50,000
403-0535-535.46-02	R&M - Wastewater	$ 169,118	$ 73,359	$ 250,000	$ 205,000
403-0535-535.46-03	R&M - Vehicles	$ -	$ -	$ -	$ -
403-0535-535.46-99	R&M - Damage Claim Repairs	$ 35,000	$ -	$ -	$ -
403-0535-535.47-00	Printing and Binding -	$ -	$ -	$ -	$ -
403-0535-535.48-00	Advertising / Promotional -	$ 908	$ -	$ 1,500	$ 1,500
403-0535-535.49-00	Misc Expenditures -	$ 12	$ -	$ -	$ -
403-0535-535.49-02	Misc Expenditures - Uniforms	$ 3,842	$ 2,106	$ 4,400	$ 6,000
403-0535-535.49-03	Misc Expenditures - Gas & Oil - Water	$ 3,177	$ 2,063	$ 6,000	$ 6,500
403-0535-535.49-04	Misc Expenditures - Gas & Oil - Wastewater	$ 92	$ -	$ 1,000	$ 3,000
403-0535-535.49-14	Misc Expenditures - Laboratory Svc-Water	$ 11,939	$ 2,591	$ 20,000	$ 25,000
403-0535-535.49-15	Misc Expenditures - Laboratory Svc-Wastewater	$ 20,921	$ 8,609	$ 20,000	$ 25,000
403-0535-535.49-17	Misc Expenditures - State Permit Fees	$ -	$ 200	$ 7,500	$ 7,500
403-0535-535.49-18	Misc Expenditures - Bank Charges	$ -	$ -	$ -	$ -
403-0535-535.49-34	Misc Expenditures - Property Tax/Fire Fees	$ 320	$ 1,999	$ 2,092	$ 2,000
403-0535-535.49-41	Misc Expenditures - IT Expense	$ 13,208	$ 13,868	$ 13,868	$ 13,868
403-0535-535.49-42	Misc Expenditures - Billing & Admin Fees	$ 188,214	$ -	$ 197,625	$ 197,625
403-0535-535.49-99	Misc Expenditures - Hurricane Sally Expenses	$ 17,690	$ -	$ -	$ -
403-0535-535.51-00	Office Supplies -	$ 599	$ 373	$ 1,250	$ 2,200
403-0535-535.52-01	Operating Supplies - Water	$ 19,783	$ 7,282	$ 25,000	$ 33,000
403-0535-535.52-02	Operating Supplies - Wastewater	$ 98,281	$ 30,432	$ 105,000	$ 130,000
403-0535-535.54-00	Dues/Subscrip/Training -	$ 2,084	$ 2,346	$ 2,500	$ 3,500
403-0535-535.59-00	Depreciation -	$ 1,174,510	$ -	$ -	$ -
403-0535-535-43-00	Utility Services -	$ -	$ -	$ -	$ 2,000
Capital		$ -	$ 120,982	$ 22,118,000	$ 430,390
403-0535-535.61-00	Capital Outlay - Land Easements	$ -	$ -	$ -	$ -
403-0535-535.61-07	Capital Outlay - Blackwater Heritage Trl	$ -	$ -	$ -	$ -
403-0535-535.63-26	Capital Outlay - WWTP Upgrade & Improv	$ -	$ 15,997	$ 20,000	$ 240,287
403-0535-535.64-01	Capital Outlay - Vehicles	$ -	$ -	$ -	$ -
403-0535-535.64-07	Capital Outlay - Misc. Equipment	$ -	$ -	$ -	$ -
403-0535-535.64-29	Capital Outlay - Water Well Repairs	$ -	$ -	$ 48,000	$ 190,103
403-0535-535.64-30	Capital Outlay - WWTP Improvements	$ -	$ -	$ 100,000	$ -
403-0535-535.64-40	Capital Outlay - East Milton WW Project	$ -	$ 104,985	$ 21,950,000	$ -
Debt Service		$ 72,461	$ 169,200	$ 336,622	$ 336,622
403-0535-535.71-00	Principal Expense -	$ -	$ 135,600	$ 270,537	$ 270,537
403-0535-535.72-00	Interest Expense -	$ 72,461	$ 33,600	$ 66,085	$ 66,085
403-0535-535.73-00	Other Debt Service -	$ -	$ -	$ -	$ -
536 Water Services		**$ 2,749,283**	**$ 1,107,197**	**$ 3,273,881**	**$ 3,024,057**
Personal Services		$ 862,292	$ 438,375	$ 1,219,720	$ 1,344,701
403-0536-536.12-00	Regular Salaries -	$ 479,676	$ 248,015	$ 760,729	$ 843,941
403-0536-536.14-00	Overtime -	$ 21,940	$ 10,595	$ 25,000	$ 25,000
403-0536-536.15-01	Special Pay - Bonuses	$ 3,225	$ 3,500	$ 4,500	$ 3,750
403-0536-536.15-02	Special Pay - Holiday Pay	$ 21,126	$ 16,063	$ -	$ -
403-0536-536.16-00	Sick Pay -	$ 24,396	$ 14,207	$ -	$ -
403-0536-536.17-00	Excess Sick Leave Payout -	$ 1,521	$ 1,410	$ 1,500	$ 1,500
403-0536-536.18-00	Vacation Payout -	$ 1,124	$ -	$ -	$ -
403-0536-536.20-00	Retirees Benefit -	$ 9,367	$ 4,957	$ 13,313	$ 16,190
403-0536-536.21-00	FICA / Medicare Taxes -	$ 41,473	$ 21,250	$ 56,961	$ 65,529
403-0536-536.22-00	Retirement Contributions -	$ 85,824	$ 41,556	$ 110,306	$ 122,371
403-0536-536.22-01	Retirement Contributions ICMA - ICMA	$ -	$ -	$ -	$ -
403-0536-536.23-00	Life & Health Insurance -	$ 131,552	$ 64,775	$ 179,094	$ 227,171
403-0536-536.24-00	Workers Compensation -	$ 14,007	$ 9,988	$ 13,317	$ 14,249
403-0536-536.29-00	Contract Personnel -	$ 27,061	$ 2,059	$ 55,000	$ 25,000
Operating Expenses		$ 1,849,522	$ 476,869	$ 1,274,779	$ 1,216,723
-		$ 6,253	$ -	$ -	$ -
403-0536-536.31-00	Professional Services -	$ 1,348	$ -	$ 57,600	$ 57,000
403-0536-536.31-01	Professional Services - Legal Counsel	$ -	$ -	$ 2,190	$ 2,000
403-0536-536.31-07	Professional Services - Engineering-KenHorne	$ 5,192	$ -	$ 5,000	$ 5,000
403-0536-536.32-00	Accounting & Auditing -	$ 8,640	$ 10,080	$ 10,880	$ 10,800
403-0536-536.34-00	Other Contractual Svcs -	$ 19,945	$ 17,458	$ 30,000	$ 32,400
403-0536-536.34-10	Other Contractual Svcs - Gulf Power Radio Reads	$ 114,547	$ 57,445	$ 110,000	$ -
403-0536-536.38-01	Payment In Lieu of Taxes - PILOT FY16 New	$ 107,074	$ 112,428	$ 112,428	$ 118,049
403-0536-536.39-00	Bad Debts -	$ 78,461	$ 17,186	$ 30,000	$ 35,000
403-0536-536.40-00	Travel & Per Diem -	$ 44	$ -	$ 2,500	$ 2,700
403-0536-536.41-00	Communication Services -	$ 36,401	$ 23,365	$ 44,000	$ 48,000
403-0536-536.42-00	Postage and Shipping -	$ 28,911	$ 12,841	$ 24,500	$ 30,000
403-0536-536.43-00	Utility Services -	$ 74,065	$ 30,088	$ 63,000	$ 80,000

		FY2021 Actual	FY2022 YTD	FY2022 Budget	FY2023 Budget
403-0536-536.44-00	Rentals and Leases -	$ 5,869	$ 7,686	$ 6,400	$ 7,000
403-0536-536.45-00	Insurance & Bonds -	$ 38,295	$ 33,965	$ 49,145	$ 49,736
403-0536-536.46-00	R&M -	$ 12,530	$ 1,768	$ 10,000	$ 10,800
403-0536-536.46-01	R&M - Vehicle R&M	$ 2,731	$ 3,113	$ 15,600	$ 16,848
403-0536-536.46-02	R&M - Equipment R&M	$ 7,146	$ 3,123	$ 15,000	$ 16,200
403-0536-536.46-05	R&M - Liftstation R&M	$ 39,548	$ 12,923	$ 65,000	$ 70,200
403-0536-536.46-29	R&M - Fire Hydrants R&M	$ 1,494	$ 3,459	$ 20,000	$ 21,600
403-0536-536.46-99	R&M - Damage Claim Repairs	$ -	$ -	$ -	$ -
403-0536-536.48-00	Advertising / Promotional -	$ -	$ -	$ -	$ -
403-0536-536.49-00	Misc Expenditures -	$ 25,272	$ 277	$ 500	$ 540
403-0536-536.49-01	Misc Expenditures - Gas and Oil	$ 30,906	$ 16,148	$ 45,000	$ 48,600
403-0536-536.49-02	Misc Expenditures - Uniforms	$ 7,384	$ 3,635	$ 8,100	$ 8,748
403-0536-536.49-03	Misc Expenditures - Pipes,valves,fittings-WTR	$ 19,414	$ 8,401	$ 20,000	$ 20,000
403-0536-536.49-06	Misc Expenditures - Pipes,valves,fittings-SWR	$ 36,079	$ 17,761	$ 40,000	$ 21,600
403-0536-536.49-07	Misc Expenditures - Bloodborne Pathogens	$ 68	$ -	$ 1,100	$ 1,188
403-0536-536.49-15	Misc Expenditures - Landfill Tipping Fee	$ -	$ -	$ 7,500	$ -
403-0536-536.49-17	Misc Expenditures - State Permit Fees	$ -	$ -	$ 606	$ -
403-0536-536.49-18	Misc Expenditures - Bank Charges	$ -	$ -	$ -	$ -
403-0536-536.49-34	Misc Expenditures - Property Tax/Fire Fees	$ 211	$ 1,784	$ 201	$ 201
403-0536-536.49-41	Misc Expenditures - IT Expense	$ 9,921	$ 10,401	$ 10,401	$ 10,401
403-0536-536.49-42	Misc Expenditures - Billing & Admin Fees FY16 New	$ 264,550	$ -	$ 277,778	$ 283,334
403-0536-536.51-00	Office Supplies -	$ 1,087	$ (163)	$ 1,500	$ 1,620
403-0536-536.52-00	Operating Supplies -	$ 6,666	$ -	$ -	$ -
403-0536-536.52-02	Operating Supplies - Meters	$ 28,513	$ 2,765	$ 20,000	$ 21,600
403-0536-536.52-03	Operating Supplies - Operate Supply-WTR	$ 14,305	$ 6,929	$ 16,800	$ 18,144
403-0536-536.52-06	Operating Supplies - Operate Supply - SWR	$ 11,683	$ 1,495	$ 14,300	$ 15,444
403-0536-536.53-01	Materials/Rep & Supplies - Asphault Repair	$ 1,428	$ 335	$ 3,750	$ 4,050
403-0536-536.53-03	Materials/Rep & Supplies - Water - WH	$ 139,592	$ 48,114	$ 85,000	$ 91,800
403-0536-536.53-06	Materials/Rep & Supplies - Sewer - WH	$ 31,251	$ 7,031	$ 30,000	$ 32,400
403-0536-536.54-00	Dues/Subscrip/Training -	$ 2,246	$ -	$ 9,000	$ 9,720
403-0536-536.59-00	Depreciation -	$ 620,200	$ -	$ -	$ -
403-0536-536-43-02	Utility Billing Expense -	$ 10,498	$ 5,028	$ 10,000	$ 14,000
403-0536-536-46-06	R&M - Vacuum Station	$ (384)	$ -	$ -	$ -
403-0536-536-49-91	Misc Expenditures - Coronavirus Expense	$ 138	$ -	$ -	$ -
Capital		$ -	$ 112,152	$ 620,149	$ 303,400
403-0536-536.62-01	Capital Outlay - Lift Station Improvements	$ -	$ 107,602	$ 130,000	$ 140,400
403-0536-536.63-00	Capital Outlay - Infra Improvements	$ -	$ -	$ 100,000	$ 108,000
403-0536-536.63-17	Capital Outlay - Lassiter/Shields Sewer	$ -	$ -	$ -	$ -
403-0536-536.63-19	Capital Outlay - Other Water Improv	$ -	$ -	$ 25,000	$ -
403-0536-536.63-20	Capital Outlay - Other Sewer Impact Improv Offset w/ Impact Fee Reserves when used	$ -	$ -	$ 17,149	$ -
403-0536-536.63-26	Capital Outlay - Whiting Field Circle Swr	$ -	$ -	$ -	$ -
403-0536-536.63-28	Capital Outlay - Ward Basin Force Main offset w/ Debt Proceeds 403-384-00-00	$ -	$ -	$ -	$ -
403-0536-536.63-29	Capital Outlay - Beficl EffluentReuseProj	$ -	$ -	$ -	$ -
403-0536-536.63-45	Capital Outlay - AMI-RadioRead-Infra Impv	$ -	$ -	$ 38,000	$ -
403-0536-536.64-01	Capital Outlay - Vehicles	$ -	$ -	$ -	$ 55,000
403-0536-536.64-07	Capital Outlay - Misc. Equipment	$ -	$ -	$ -	$ -
403-0536-536.64-10	Capital Outlay - Machinery & Equipment	$ -	$ 4,550	$ 60,000	$ -
403-0536-536-63-12	Capital Outlay - Infra Imp/LLI Grant (Locklin Lake)	$ -	$ -	$ 250,000	$ -
403-0536-536-64-02	Capital Outlay - Computers/Printers	$ -	$ -	$ -	$ -
Debt Service		$ 37,469	$ 79,801	$ 159,233	$ 159,233
403-0536-536.71-00	Principal Expense -	$ -	$ 63,000	$ 125,920	$ 125,920
403-0536-536.72-00	Interest Expense -	$ 37,469	$ 16,801	$ 33,313	$ 33,313
581 Transfers		**$ 2,335,448**	**$ 1,260,143**	**$ 2,960,143**	**$ 3,407,204**
Transfers		$ 2,335,448	$ 1,260,143	$ 2,960,143	$ 3,407,204
403-0581-581.91-01	Transfers to other Funds - Transfer to General Fund	$ 2,335,448	$ 1,260,143	$ 2,960,143	$ 3,407,204
403-0581-581.91-21	Transfers to other Funds - Transfer to Debt Svc fund	$ -	$ -	$ -	$ -
403-0581-581.91-31	Transfers to other Funds - Transfer to Cap Projects	$ -	$ -	$ -	$ -
403-0581-581.91-42	Transfers to other Funds - Transfer to Natural Gas	$ -	$ -	$ -	$ -
403-0581-581.91-48	Transfers to other Funds - Transfer to Marina Fund	$ -	$ -	$ -	$ -
403-0581-581.91-49	Transfers to other Funds - Transfer to Sundial Fund	$ -	$ -	$ -	$ -
403-0581-581-92-01	IT overhead transf to GF -	$ -	$ -	$ -	$ -
590 Reserve/Contingency		**$ -**	**$ -**	**$ 208,879**	**$ 38,560**
Contingency		$ -	$ -	$ 208,879	$ 38,560
403-0590-590.01-00	Contingency -	$ -	$ -	$ 208,879	$ 38,560
Pension Expense		$ -	$ -	$ -	$ -
403-0590-590.90-03	Pension GASB 68 -	$ -	$ -	$ -	$ -
404 Sanitation		**$ 1,675,798**	**$ 656,300**	**$ 1,523,193**	**$ 2,091,163**
534 Sanitation		**$ 1,675,798**	**$ 561,599**	**$ 1,428,492**	**$ 1,852,170**
Personal Services		$ 440,572	$ 222,375	$ 484,576	$ 499,496
404-0534-534.12-00	Regular Salaries -	$ 209,473	$ 106,143	$ 268,923	$ 284,421
404-0534-534.14-00	Overtime -	$ 4,034	$ 1,352	$ 5,000	$ 5,000
404-0534-534.15-01	Special Pay - Bonuses	$ 1,500	$ 1,500	$ 1,750	$ 1,500
404-0534-534.15-02	Special Pay - Holiday Pay	$ 9,459	$ 6,899	$ -	$ -
404-0534-534.16-00	Sick Pay -	$ 9,135	$ 4,335	$ -	$ -
404-0534-534.17-00	Excess Sick Leave Payout -	$ 7,758	$ 2,364	$ 7,800	$ 5,000
404-0534-534.18-00	Vacation Payout -	$ 6,592	$ -	$ -	$ -

		FY2021 Actual	FY2022 YTD	FY2022 Budget	FY2023 Budget
404-0534-534.20-00	Retirees Benefit -	$ 4,607	$ 2,170	$ 4,706	$ 4,978
404-0534-534.21-00	FICA / Medicare Taxes -	$ 19,838	$ 9,342	$ 20,223	$ 21,740
404-0534-534.22-00	Retirement Contributions -	$ 31,751	$ 14,629	$ 32,014	$ 33,468
404-0534-534.23-00	Life & Health Insurance -	$ 63,894	$ 27,786	$ 70,020	$ 68,376
404-0534-534.24-00	Workers Compensation -	$ 19,673	$ 14,028	$ 18,704	$ 20,013
404-0534-534.25-00	Unemployment -	$ -	$ -	$ -	$ -
404-0534-534.29-00	Contract Personnel -	$ 52,858	$ 31,827	$ 55,436	$ 55,000
Operating Expenses		$ 1,235,226	$ 339,224	$ 818,916	$ 977,674
404-0534-534.31-01	Professional Services - Legal Counsel	$ -	$ -	$ -	$ -
404-0534-534.32-00	Accounting & Auditing -	$ 2,700	$ 2,025	$ 3,400	$ 3,400
404-0534-534.34-00	Other Contractual Svcs -	$ 32,190	$ 12,170	$ 31,000	$ 36,000
404-0534-534.38-01	Payment In Lieu of Taxes - PILOT FY16 New	$ 46,640	$ 48,972	$ 48,972	$ 48,972
404-0534-534.39-00	Bad Debts -	$ 4,905	$ 1,485	$ 6,000	$ 6,000
404-0534-534.41-00	Communication Services -	$ 4,138	$ 2,068	$ 5,500	$ 5,500
404-0534-534.42-00	Postage and Shipping -	$ 8,850	$ 3,931	$ 7,500	$ 8,900
404-0534-534.43-00	Utility Services -	$ 15,738	$ 6,703	$ 7,000	$ 15,700
404-0534-534.45-00	Insurance & Bonds -	$ 19,148	$ 16,138	$ 21,518	$ 21,518
404-0534-534.46-00	R&M - Tires	$ 32,615	$ 12,015	$ 30,000	$ 35,000
404-0534-534.46-01	R&M - Vehicle	$ 61,374	$ 28,032	$ 30,000	$ 60,000
404-0534-534.46-02	R&M - Dumpsters	$ 42,095	$ 10,620	$ 30,000	$ 60,000
404-0534-534.46-99	R&M - Damage Claim Repairs	$ -	$ -	$ -	$ -
404-0534-534.48-00	Advertising / Promotional -	$ -	$ -	$ 250	$ 250
404-0534-534.49-00	Misc Expenditures -	$ 9,168	$ -	$ 250	$ 250
404-0534-534.49-01	Misc Expenditures - Gas and Oil	$ 26,935	$ 19,941	$ 36,750	$ 60,000
404-0534-534.49-02	Misc Expenditures - Uniforms	$ 3,837	$ 1,912	$ 5,200	$ 6,000
404-0534-534.49-15	Misc Expenditures - Landfill Tipping Fee	$ 413,996	$ 165,926	$ 389,000	$ 427,900
404-0534-534.49-34	Misc Expenditures - Property Tax/Fire Fees	$ 116	$ 106	$ 107	$ 107
404-0534-534.49-41	Misc Expenditures - IT Expense	$ 3,302	$ 3,467	$ 3,467	$ 3,467
404-0534-534.49-42	Misc Expenditures - Billing & Admin Fees	$ 144,684	$ -	$ 151,918	$ 167,110
404-0534-534.51-00	Office Supplies -	$ 66	$ -	$ 3,334	$ 3,000
404-0534-534.52-00	Operating Supplies -	$ 5,694	$ 2,174	$ 5,000	$ 5,000
404-0534-534.53-00	Materials/Rep & Supplies -	$ -	$ -	$ -	$ -
404-0534-534.59-00	Depreciation -	$ 107,757	$ -	$ -	$ -
404-0534-534-43-02	Utility Services - Utility Billing Expense	$ 4,042	$ 1,539	$ 2,750	$ 3,600
404-0534-534-49-91	Misc Expenditures - Coronavirus Expense	$ 187	$ -	$ -	$ -
404-0534-534-49-99	Misc Expenditures - Hurricane Sally Expenses	$ 245,049	$ -	$ -	$ -
Capital		$ -	$ -	$ 125,000	$ 375,000
404-0534-534.64-01	Capital Outlay - Vehicles	$ -	$ -	$ 125,000	$ 375,000
Transfers		$ -	$ -	$ -	$ -
404-0534-534.90-04	Other Uses - Reserves-Sanitation Truck	$ -	$ -	$ -	$ -
581 Transfers		**$ -**	**$ 94,701**	**$ 94,701**	**$ 238,993**
Transfers		$ -	$ 94,701	$ 94,701	$ 238,993
404-0581-581.91-01	Transfers to other Funds - Transfer to General Fund	$ -	$ 94,701	$ 94,701	$ 238,993
404-0581-581-92-01	IT overhead transf to GF -	$ -	$ -	$ -	$ -
590 Reserve/Contingency		**$ -**	**$ -**	**$ -**	**$ -**
Contingency		$ -	$ -	$ -	$ -
404-0590-590.01-00	Contingency -	$ -	$ -	$ -	$ -
404-0590-590-01-00	Contingency - Intrafund Loan Repay W&S	$ -	$ -	$ -	$ -
Pension Expense		$ -	$ -	$ -	$ -
404-0590-590.90-03	Pension GASB 68 -	$ -	$ -	$ -	$ -
407 Stormwater		**$ 123,562**	**$ 207,384**	**$ 235,350**	**$ 254,150**
537 Stormwater		**$ 123,562**	**$ 207,384**	**$ 214,252**	**$ 254,150**
Operating Expenses		$ 123,562	$ 207,384	$ 196,252	$ 254,150
407-0537-537.29-00	Contract Personnel -	$ -	$ -	$ 25,000	$ 25,000
407-0537-537.31-00	Professional Services -	$ -	$ 1,560	$ 5,000	$ 5,000
407-0537-537.31-03	Professional Services - Engineering	$ -	$ -	$ -	$ -
407-0537-537.39-00	Bad Debts -	$ 1,756	$ 820	$ 1,500	$ 2,000
407-0537-537.40-00	Travel & Per Diem -	$ -	$ -	$ 1,500	$ 1,500
407-0537-537.42-00	Postage and Shipping -	$ 8,850	$ 3,931	$ 7,500	$ 9,300
407-0537-537.46-00	R&M -	$ 33,233	$ 198,368	$ 80,050	$ 135,320
407-0537-537.47-00	Printing and Binding -	$ -	$ -	$ 1,000	$ 1,000
407-0537-537.48-00	Advertising / Promotional -	$ -	$ -	$ 500	$ 500
407-0537-537.49-00	Misc Expenditures -	$ -	$ 43	$ 500	$ 550
407-0537-537.49-17	Misc Expenditures - State Permit Fees	$ -	$ -	$ -	$ -
407-0537-537.49-34	Misc Expenditures - Property Tax/Fire Fees	$ 781	$ 773	$ 772	$ 780
407-0537-537.49-42	Misc Expenditures - Billing & Admin Fees	$ 57,699	$ -	$ 60,584	$ 60,600
407-0537-537.49-96	Misc Expenditures - FEMA 2014 Flood Mitg	$ -	$ -	$ -	$ -
407-0537-537.51-00	Office Supplies -	$ 289	$ 108	$ 1,346	$ 1,500
407-0537-537.52-00	Operating Supplies -	$ 318	$ 242	$ 1,000	$ 1,100
407-0537-537.59-00	Depreciation -	$ 17,422	$ -	$ -	$ -
407-0537-537-42-03	Utility Services - Utility Billing Expense	$ 3,214	$ 1,539	$ 10,000	$ 10,000
Capital		$ -	$ -	$ 18,000	$ -
407-0537-537.63-04	Capital Outlay - FEMA Flood Mitigation	$ -	$ -	$ -	$ -
407-0537-537.63-12	Capital Outlay - Locklin Lake Phase 3	$ -	$ -	$ -	$ -
407-0537-537.63-13	Capital Outlay - Stormwater Master Plan	$ -	$ -	$ -	$ -
407-0537-537.63-27	Capital Outlay - Designated Projects	$ -	$ -	$ -	$ -
407-0537-537.63-28	Capital Outlay - Other Projects	$ -	$ -	$ 18,000	$ -
581 Transfers		**$ -**	**$ -**	**$ -**	**$ -**
Transfers		$ -	$ -	$ -	$ -
407-0581-581.91-01	Transfers to other Funds - Transfer to General Fund	$ -	$ -	$ -	$ -
407-0581-581.91-03	Transfers to other Funds - Transfer to Capital Proj	$ -	$ -	$ -	$ -
407-0581-581.91-43	Transfers to other Funds - Transfer to Water & Sewer	$ -	$ -	$ -	$ -

		FY2021 Actual	FY2022 YTD	FY2022 Budget	FY2023 Budget
590 Reserve/Contingency		**$ -**	**$ -**	**$ 21,098**	**$ -**
Contingency		$ -	$ -	$ 21,098	$ -
407-0590-590.01-00	Contingency -	$ -	$ -	$ 21,098	$ -
408 Marina		**$ 62,376**	**$ 11,384**	**$ 140,000**	**$ 47,000**
538 Marina		**$ 62,376**	**$ 11,384**	**$ 140,000**	**$ 47,000**
Operating Expenses		$ 62,376	$ 11,384	$ 140,000	$ 47,000
408-0538-538.31-00	Professional Services -	$ 23,236	$ -	$ 88,155	$ 29,970
408-0538-538.31-03	Professional Services - Engineering	$ -	$ -	$ -	$ -
408-0538-538.32-00	Accounting & Auditing -	$ 540	$ 405	$ 680	$ 680
408-0538-538.43-00	Utility Services -	$ 1,739	$ 1,300	$ 2,000	$ 2,000
408-0538-538.45-00	Insurance & Bonds -	$ 4,787	$ 4,035	$ 5,379	$ 5,379
408-0538-538.46-00	R&M -	$ 1,688	$ 9	$ 40,000	$ 5,000
408-0538-538.48-00	Advertising / Promotional -	$ -	$ -	$ 300	$ 300
408-0538-538.49-00	Misc Expenditures -	$ -	$ -	$ -	$ -
408-0538-538.49-17	Misc Expenditures - Permits Fees	$ 2,327	$ 5,464	$ 1,815	$ 2,000
408-0538-538.49-34	Misc Expenditures - Property Tax/Fire Fees	$ 184	$ 171	$ 171	$ 171
408-0538-538.59-00	Depreciation -	$ 7,750	$ -	$ -	$ -
408-0538-538-31-01	Professional Services - Legal Counsel	$ -	$ -	$ -	$ -
408-0538-538-34-01	Other Contractual Svcs-Demolition -	$ 20,000	$ -	$ -	$ -
408-0538-538-44-00	Rentals and Leases -	$ 125	$ -	$ 1,500	$ 1,500
Capital		$ -	$ -	$ -	$ -
408-0538-538.61-01	Capital Outlay - Quinn St Parcel 017A	$ -	$ -	$ -	$ -
408-0538-538.61-02	Capital Outlay - Quinn St Parcel 017B	$ -	$ -	$ -	$ -
408-0538-538.62-03	Capital Outlay - Building Improvements	$ -	$ -	$ -	$ -
Debt Service		$ -	$ -	$ -	$ -
408-0538-538.71-00	Principal Expense -	$ -	$ -	$ -	$ -
408-0538-538.72-00	Interest Expense -	$ -	$ -	$ -	$ -
408-0538-538.73-00	Other Debt Service -	$ -	$ -	$ -	$ -
581 Transfers		**$ -**	**$ -**	**$ -**	**$ -**
Transfers		$ -	$ -	$ -	$ -
408-0581-581.91.01	Transfers to other Funds - Transfer to General Fund	$ -	$ -	$ -	$ -
590 Reserve/Contingency		**$ -**	**$ -**	**$ -**	**$ -**
Contingency		$ -	$ -	$ -	$ -
408-0590-590.01-00	Contingency -	$ -	$ -	$ -	$ -
409 Sundial		**$ 569,256**	**$ 74,757**	**$ 645,000**	**$ 676,600**
539 Wastewater		**$ 569,256**	**$ 74,757**	**$ 503,795**	**$ 638,978**
Operating Expenses		$ 501,449	$ 74,757	$ 234,917	$ 330,100
409-0539-539-31-00	Professional Services - Realtor 6% x 24,000	$ -	$ -	$ -	$ -
409-0539-539-31-01	Professional Services - Legal Counsel	$ -	$ -	$ -	$ -
409-0539-539-32-00	Accounting & Auditing -	$ 1,080	$ 810	$ 1,360	$ 1,300
409-0539-539-34-00	Other Contractual Svcs -	$ -	$ -	$ -	$ -
409-0539-539-39-00	Bad Debts -	$ 541	$ 3,300	$ 1,500	$ 4,500
409-0539-539-41-00	Communication Services -	$ -	$ -	$ -	$ -
409-0539-539-42-00	Postage and Shipping -	$ 1,770	$ 786	$ 1,500	$ 2,000
409-0539-539-43-02	Utility Services - Wastewater	$ 34,458	$ 16,142	$ 24,000	$ 45,000
409-0539-539-44-00	Rentals and Leases -	$ -	$ -	$ -	$ -
409-0539-539-45-00	Insurance & Bonds -	$ 8,616	$ 7,262	$ 9,683	$ 10,000
409-0539-539-46-02	R&M - Wastewater	$ 43,803	$ 3,556	$ 60,000	$ 81,000
409-0539-539-46-03	R&M - Vehicles	$ -	$ -	$ -	$ -
409-0539-539-46-05	R&M - Lift Station Improvements	$ 403	$ -	$ 15,000	$ 17,000
409-0539-539-46-99	R&M - Damage Claim Repairs	$ -	$ -	$ -	$ -
409-0539-539-48-00	Advertising / Promotional -	$ -	$ -	$ -	$ -
409-0539-539-49-00	Misc Expenditures -	$ 10,048	$ -	$ 288	$ 400
409-0539-539-49-04	Misc Expenditures - Gas & Oil - Wastewater	$ -	$ -	$ -	$ -
409-0539-539-49-05	Misc Expenditures - Landfill Tipping Fee	$ 22,500	$ 9,225	$ 22,000	$ 24,000
409-0539-539-49-06	Misc Expenditures - Pipes, valves & fittings	$ -	$ -	$ -	$ -
409-0539-539-49-16	Misc Expenditures - Laboratory Svc	$ 6,539	$ 2,919	$ 6,500	$ 7,100
409-0539-539-49-17	Misc Expenditures - State Permit Fees	$ -	$ -	$ -	$ -
409-0539-539-49-18	Misc Expenditures - Bank Charges	$ -	$ -	$ 50	$ 50
409-0539-539-49-34	Misc Expenditures - Fire Assessment Fee	$ 1,183	$ 1,742	$ -	$ 1,750
409-0539-539-49-41	Misc Expenditures - IT Expense	$ 6,604	$ 6,934	$ 6,934	$ 7,000
409-0539-539-49-42	Misc Expenditures - Administrative Costs	$ 42,474	$ -	$ 44,598	$ 45,400
409-0539-539-49-43	Misc Expenditures - W&S Labor Fees	$ 20,000	$ 20,000	$ 20,000	$ 20,000
409-0539-539-51-00	Office Supplies -	$ -	$ -	$ 504	$ 600
409-0539-539-52-02	Operating Supplies - Wastewater	$ 4,004	$ 2,081	$ 21,000	$ 63,000
409-0539-539-54-00	Dues/Subscrip/Training -	$ -	$ -	$ -	$ -
409-0539-539-59-00	Depreciation -	$ 297,426	$ -	$ -	$ -
Capital		$ -	$ -	$ 60,000	$ 100,000
409-0539-539-62-01	Capital Outlay - Lift Station Improvements	$ -	$ -	$ 60,000	$ 100,000
409-0539-539-64-01	Capital Outlay - Vehicles	$ -	$ -	$ -	$ -
409-0539-539-64-07	Capital Outlay - Misc. Equipment	$ -	$ -	$ -	$ -
Debt Service		$ 67,807	$ -	$ 208,878	$ 208,878
409-0539-539-71-00	Principal Expense -	$ -	$ -	$ 145,801	$ 145,801
409-0539-539-72-00	Interest Expense -	$ 67,807	$ -	$ 63,077	$ 63,077
409-0539-539-73-00	Other Debt Service -	$ -	$ -	$ -	$ -
581 Transfers		**$ -**	**$ -**	**$ -**	**$ -**
Transfers		$ -	$ -	$ -	$ -
409-0581-581-91-43	Transfer to W&S Fund -	$ -	$ -	$ -	$ -
409-0581-581-92-01	IT overhead transf to GF -	$ -	$ -	$ -	$ -
590 Reserve/Contingency		**$ -**	**$ -**	**$ 141,205**	**$ 37,622**
Contingency		$ -	$ -	$ 141,205	$ 37,622
409-0590-590-01-00	Contingency -	$ -	$ -	$ 141,205	$ 37,622
	Grand Total	**$ 25,570,805**	**$ 12,005,043**	**$ 52,288,795**	**$ 33,204,063**

Agenda Item # 2022-566

Creek Tribe - Lumberton Incident Marker

MEETING DATE	PREPARED BY
July 21, 2022	Jacob Hullett, Assistant Planner/Mitigation Specialist

BACKGROUND

THE LUMBERTON INCIDENT
On April 15, 1837, a party of Muscogee Creek Indians came to the village of Lumberton (present-day Milton) to trade for supplies. A mob of local settlers attacked and tried to apprehend them. A Creek man, wounded in the attack, attempted to die by his own knife rather than at the hands of the mob. He encouraged his young son to do the same.
Before the boy could act, the mob took him and several other members of the Creek party captive. The wounded father was dragged to nearby Blackwater River and drowned.
One week later, in possible retaliation, Muscogee Creek warriors initiated attacks in Walton County, Florida, which started the Second Creek War in West Florida.
In those days, the Muscogee people faced either deportation or death. Northwest Florida citizens of Creek descent trace their roots back to those who stayed in this area and survived by remaining hidden, escaping death and the infamous Trail of Tears.

Chief Dan of the Santa Rosa Band of the Lower Muscogee Creek Tribe, along with local Historian Dr. Rucker, researched and created a timeline of "The Lumberton Incident" and the resulting conflicts. This information was presented to the Committee of the Whole by Chief Dan on February 17, 2022. In order to honor the Creek Tribe, their ancestors, and those involved in "The Lumberton Incident" and the Second Creek Wars of West Florida, a two-sided historical marker at the site of "The Lumberton Incident" is proposed. One side will contain the text as presented and the other with a brief timeline of the history of the Creek Tribe in West Florida. The funding and placement of the maker was approved by general consent at the City of Milton City Council Meeting on March 08, 2022.

SUMMARY

The "Lumberton Incident" marker was approved by general consent on March 08, 2022. LEAP motioned to pay for the marker's cost of approximately $5,384, in full.

RECOMMENDATION

Informational Item Only

ATTACHMENTS

1. Art Proof - 6161200 - 817559

ORDER #: 6161200	CUSTOMER PO #: 817559	SALESPERSON: Mavis T. @ 1939	DATE: 7/14/2022	Page: 1/1

THE LUMBERTON INCIDENT

On April 15, 1837, a party of Muscogee Creek Indians came to the village of Lumberton (present-day Milton) to trade for supplies. A mob of local settlers attacked and tried to apprehend them. A Creek man, wounded in the attack, attempted to die by his own knife rather than at the hands of the mob. He encouraged his young son to do the same.

Before the boy could act, the mob took him and several other members of the Creek party captive. The wounded father was dragged to nearby Blackwater River and drowned.

One week later, in possible retaliation, Muscogee Creek warriors initiated attacks in Walton County, Florida which started the Second Creek War in West Florida.

In those days, the Muscogee people faced either deportation or death. Northwest Florida citizens of Creek descent trace their roots back to those who stayed in this area and survived by remaining hidden, escaping death and the infamous Trail of Tears.

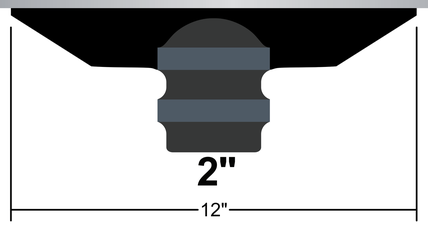

CREEK INDIAN HISTORY

1707- First documented instance of Creeks in West Florida; allied with the British, Creek warriors led an attack on Spanish Presidio in Pensacola.

1759 -Treaty established between the Spanish and Creeks delineating Creek lands; Boundary Line Creek off Escambia River was the boundary between Creek lands and Spanish controlled area.

1814 -Battle of Horseshoe Bend, AL; Creeks flee to safety in Spanish West Florida along Escambia River, Jay, Chumuckla and, Floridatown.

1814 -American forces attack Creek villages at Chumuckla, Floridatown. Famous frontiersman David Crockett is on this expedition.

1837 -Skirmishes between American forces and Creeks in what is now Santa Rosa; Creeks reported at East Bay, Blackwater Bay, and Santa Rosa Sound.

1853 -Law is passed making it "unlawful for an Indian to remain in Florida. Many with Indian blood disguise their identities and hide to avoid removal.

Present day Santa Rosa Band of the Lower Muscogee are descended from Creek ancestors who took their heritage and culture underground to avoid death or removal. Po moken hyat os! – We are still here!

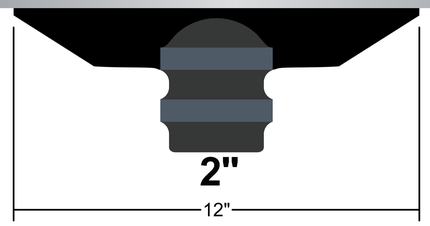

CAST PLAQUE

MATERIAL	- Aluminum
SIZE	- 24"W x 30"H
QTY	- 1
DEPTH	- Double Sided - (Cast at .5" thickness)
SHAPE	- Cust Shape-Dbl Sided w/insert
COPY	- Raised Copy-Horizontal Stroke
FINISH	- Sand Bckgrnd w/Brushed Surface
BORDER	- Single Line Border
COLOR	- 2025 Black SATIN Painted
STYLE	- Per Artfile Supplied
CLEAR	- Satin
MOUNT	- Custom Mount - See Comments
ROSETTES	- No Rosettes Required
PATTERN	- No

POST CAP MOUNT

CAP SIZE	- Post Cap for 2"ID Sch40 Pipe
POST BLD	- Angle PostCap Blade
POST FINISH	- 2025 Black SATIN Painted
POST SIZE	- 2"ID x 7' Sch40 Round Pipe

Post Cap Cross Section

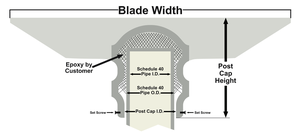

ETCHED INSERT

SIZE	- 2.5"Sq
QTY	- 2
FINISH	- Smooth-Brushed Face-Ptd Return
MATERIAL	- 304 Stainless Steel
GRAIN	- Horizontal Grain
DEPTH	- 1/16" Thick Material
COLOR	- 2025 Black SATIN Painted
CLEAR COAT	- Satin

RAISED	RECESSED
Aluminum	2025 Black

PLEASE NOTE THE FOLLOWING:

VERSION:1

Artist: Jesse Revland ext 1947

RTF: 2008404

Agenda Item # 2022-534

NPDES Annual Stormwater Committee

MEETING DATE	PREPARED BY
July 21, 2022	Lyndsey Benton, Current Planner/Zoning Officer

BACKGROUND

The City of Milton operates and maintains a Phase 2 permit for our storm sewer system through the National Pollutant Discharge and Elimination System (NPDES) program. The NPDES is a federal program under the EPA that is administered by the state of Florida Department of Environmental Protection (FDEP). This program requires an annual Stormwater Committee meeting under the City's best management practices.

SUMMARY

The City of Milton has made updates to best management practices (BMPs) and annual reporting requirements, including the requirement to hold an annual Stormwater Committee meeting. The annual meeting should review NPDES best management practices, upcoming stormwater projects, areas of public concern, and receive public comments related to stormwater management.

RECOMMENDATION

Staff recommends reviewing the NPDES materials and discussion of any areas of concern.

ATTACHMENTS

1. NPDES Stormwater BMP List
2. EPA Poster, Public Outreach Education material
3. Industry Specific Outreach Drafts

Public Education and Outreach:

UTILITY BILL INSERTS -ANNUALLY

The city will distribute stormwater educational flyers in the city's utility bills annually to educate residents and businesses on stormwater quality issues and how to improve it.

1. Document and report the number of flyers sent to residents and businesses through the city's utility bills.

SCHOOL-AGED EDUCATION- ANNUALLY

The city will distribute stormwater educational materials annually to school-aged children throughout the schools located within our city limits.

1. Document and report the number of educational materials delivered to each participating school.

WEBSITE & SOCIAL MEDIA- ANNUALLY

The city will post educational information on the impacts of stormwater discharges on water bodies and the steps that the public can take to reduce pollutants in stormwater runoff on our website and social media (Facebook) page.

1. Document and report the number of posts to the city's website and social media page during the annual reporting period.
2. Document and report the number of hits to the city's website and/or shares/reaction to the post within a month of the information being posted.

Public Involvement and Participation

STORMWATER COMMITTEE- ANNUALLY

Maintain an active Stormwater Management Committee to conduct public meetings to establish Stormwater management policies and review city wide Stormwater projects/issues.

1. Document and report the number of public meetings held.
2. Document and report the number of attendees at the public meetings.
3. Document and report the amount of public input at these meetings.

PUBLIC INPUT - ANNUALLY

Maintain an internet page for input from individuals and environmental groups on monitoring, clean-up efforts, and reporting any possible illicit discharges. Include a Stormwater point of contact to take input from the public.

1. Document and report the number of updates and hits to the stormwater webpage.
2. Document and report the number of clean-up efforts.
3. Document and report the number of illicit discharge reports.

AMNESTY DAY- ANNUAL**LY**

Encourage city residents to dispose of household hazardous wastes properly. Notify them when and where Santa Rosa County is holding their Amnesty Day events.

1. Document and report the number of "Amnesty Day" events held during the reporting period.
2. Document and report the amount of household hazardous waste disposed of during Amnesty Day.

ARBOR DAY CEREMONY- ANNUALLY

Continue to hold an annual Arbor Day Ceremony and plant tree(s) on city property to help reduce the erosion of topsoil. Invite the public to participate in the event via local newspaper and encourage others to assist in the beautification of the community.

1. Document and report the location of the city' s Arbor Day Ceremony event.
2. Document and report the number of attendees at the event.
3. Document and report the number of trees planted.

Illicit Discharge Detection and Elimination

OUTFALL MAP- ANNUALLY

The city has developed and will maintain a storm sewer map, showing the location of all known outfalls and the names and locations of all surface waters of the state that receives discharges from those outfalls.

1. Document and report the number of updates to the outfall map.
2. Document and report the number of new outfalls identified.

ORDINANCE ENFORCEMENT- ANNUALLY

Enforce and Update Stormwater Ordinance #1178-05 which is the established Illicit Discharge Detection Elimination System.

1. Document and report the number of updates to the ordinance.
2. Document and report the number of ordinance violations.
3. Document and report the number of follow up actions taken.

ILLICIT DISCHARGE INSPECTIONS- ANNUALLY

Continue to implement an ongoing illicit discharge inspection and enforcement program for both proactive and reactive inspections to detect and eliminate non-Stormwater discharges, including illegal dumping according to the city's standard operating procedures (SOP).

1. Document and report the number of proactive illicit discharge inspections.
2. Document and report the number of reactive illicit discharge inspections.
3. Document and Enforce the number of Enforcement actions taken.
4. Document and report the number of follow-up actions required.

ILLICIT DISCHARGE EDUCATIONAL OUTREACH (PUBLIC) - ANNUALLY

The city will publish information to its social media and/or to the utility bill inserts which informs the public of the hazards associated with illegal discharges annually.

1. Document and report the number of stormwater related materials/posts published for public consumption.

ILLICIT DISCHARGE EDUCATIONAL OUTREACH (BUSINESSES) - ANNUALLY

The city inspector will provide industry specific illicit discharge education brochures to all businesses inspected for illicit discharges.

1. Document and report the number of businesses inspected and provided a brochure during the reporting period.

ILLICIT DISCHARGE EDUCATIONAL OUTREACH (EMPLOYEES)- ANNUALLY

The city will develop and send an informative mass email annually which educates all employees of the city on the hazards associated with illicit discharge and improper disposal of waste.

1. Document and report the number of employees which received the illicit discharge outreach.

Construction Site Stormwater Runoff Control

REVIEW CONSTRUCTION SITE REQUIREMENTS - ANNUALLY

Ensure all construction sites meet the erosion and sediment control requirements and site any violators as detailed in the City's Unified Development Code Section 13.7 (L) Enforcement: Notice of Violation

1. Document and report any change to the ordinance.

ENFORCE ORDINANCE - ANNUALLY

Enforce Ordinance #1178-05 which requires for construction site operators to implement effective erosion and sediment control measures as detailed in the City's Unified Development Code Section 13.2

1. Document and report number of active construction sites operating under the erosion control and sediment control requirements.

CONTROL WASTE - ANNUALLY

Enforce Ordinance #1178-05 which requires for construction site operators to control waste such as discarded building materials, concrete truck washout, chemicals, litter, and sanitary waste at the construction site that may cause adverse impacts to water quality.

1. Document and report the number of active construction sites operating under construction waste requirements.
2. Document and Report number the number of construction site violations specific to waste controls.

SITE PLAN REVIEW - ANNUALLY

Enforce procedures for site plan review that incorporate consideration of potential water quality impacts. Notify applicants of the potential need for an ERP/CGP from the DEP or WMD. Review plans for proper erosion control measures and for quality water considerations by issuing a Land Disturbing Permit and site all violators.

1. Document and report the number of construction site stormwater plans reviewed.
2. Document and report the number of permits issued.
3. Document and report the number of land disturbing permits issued.

PUBLIC COMPLAINTS - ANNUALLY

Continue to implement procedures for receipt and consideration of information submitted by the public. Continue to complete stormwater complaint forms when the public calls in complaints to the office and continue to maintain a complaint form on the city's webpage.

1. Document and report the number of complaints received.
2. Document and report the number of follow-up actions.

PERFORM ON-SITE INSPECTIONS - ANNUALLY

Continue to implement frequent on-site inspections pre, during, and post construction for continued enforcement of control measures.

1. Document and report the number of construction site inspections.
2. Document and report the number of violations and any enforcement action taken.

POLLUTION PREVENTION

O&M PROGRAM - ANNUALLY

Implement an O & M program with funds from the Stormwater Utility Fees received for the purpose of reducing pollutant run off from city operations.

1. Document and report number of facilities maintained.
2. Document and report number of lagoons maintained.
3. Document and report number of linear feet of pipe installed and/or number of inlets installed at the stormwater ditch(s).
4. Document and report number of collapsed lines repaired.

MAINTENANCE PROGRAM - ANNUALLY

Implement a Stormwater system maintenance program to include inspections and maintenance for the existing storm sewer system. Develop procedures for properly disposing of wastes removed from the system.

1. Document and report number of inspections of existing facilities including catch basins and ponds.
2. Document and report number of linear feet or miles of curb or swale maintained with street sweeper.
3. Document and report number of inlets cleaned.
4. Document and report amount of debris removed during open-space maintenance.
5. Document and report amount of hazardous materials properly disposed of.
6. Document and report number of inspections performed on city vehicles/equipment.

DEP ADOPTED TMDL'S- TO BE SUBMITTED WITH THE EAR 4 ANNUAL REPORT

Develop a schedule for implementing structural and/or non-structural BMP's and other program activities that address the pollutant of concern within the MS4 drainage basins discharging to the waterbody with a fecal coliform TMDL.

1. Develop a schedule of specific activities to address the TMDL for review and approval.

EMPLOYEE TRAINING - ANNUALLY

Conduct employee training on the prevention and reduction of runoff pollutants from city activities.

1. Document and report number of presentations.
2. Document and report attendance.

TRC MEETINGS - ANNUALLY

Inform city personnel at the Technical Review Committee meetings, to make them aware of new Unified Development Code (UDC) requirements.

1. Document and report number of meetings.
2. Document and report number of attendees.

Preventing Polluted Runoff

Everybody's Business

pet waste, fertilizer, chemicals, auto fluids

Homeowners can prevent polluted runoff by using fertilizers and chemicals sparingly, maintaining septic systems, and picking up pet waste.

nutrients, pesticides, sediment

Farmers can prevent polluted runoff by managing soil and animal feeding operations and buffering streams with native trees and plants.

oil, heat, road salts, sediment, chemicals

Developers and planners can prevent polluted runoff by using low impact development and providing structural and nonstructural controls.

EPA United States Environmental Protection Agency

EPA 841-H-03-001

Printed with soy-based inks on recycled paper.

Be Stormwater Savvy — Don't let a good drop go bad!

THE YEAR OF CLEAN WATER — Celebration & Recommitment

CITY OF MILTON

For more information, visit www.epa.gov/nps

What is Storm Water Pollution?

The stormwater drainage system collects all the rain that runs off of hard surfaces such as pave-ment and rooftops. This runoff, called stormwater flows along the curb and gutter and then into a storm drain.

After entering the storm drain, stormwater is routed to the nearest stormwater pond, inlet, catch basin, or river. Anything that enters the stormwater drainage system besides rainfall is considered an illicit discharge and is a violation of the City of Milton's Illicit Discharge Ordinance in Article 13.7.

Grease, oils and detergents have potential to cause fish kill and other biological degradation and restrict recreational activities such as swim-ming and fishing. The purpose of the Illicit Discharge Ordinance is to protect public health, safety and welfare by controlling pollution in our waterways.

Do **your** part to protect our environment from these types of pollution. Implement these best management practices today!

For FOG Inspection Information, please contact:

City of Milton Public Works Department
(850)-983-5400

https://
www.miltonfl.org/320/
Stormwater

Preventing Illicit Discharges from Restaurant and Food Service Industry

City of Milton
Public Works Department
Stormwater Section

What is Illicit Discharge?

An illicit discharge is any direct or indirect non-stormwater discharge to the storm drain system.

An illicit connection is any connection which allows non-stormwater to enter the storm drain system including sewage, wastewater and wash water.

Important Contact Information:

City of Milton Public Works Dept.

(850)-983-5400

City of Milton Planning Dept.

(850)-983-5440

Florida Department of Environmental Protection Emergency Response:
(850)-595-8300

Best Management Practices to Follow

- Pour all wash water into the utility sink.
- Do not pour wash water down the storm drain.
- Keep the lid to the dumpster closed so that rain can't get in and leak out as garbage juice.
- Sweep around the dumpster daily and inspect for leaks.
- Dispose of grease or oil properly. Do not dump down the storm drain or sanitary sewer. Check grease trap regularly for overflows.

- Clean mops, mats, oily vents, trash cans, etc. in the utility sink or designated wash area, not in the parking lot. Do not let this wash water flow down to the storm drain.
- Never hose-down a spill. Use dry clean-up methods for spills and keep absorbent materials handy (e.g. dry mops, paper towels, kitty litter, etc.)
- Keep cleaning materials out of the rain and place in a covered area that is designed to prevent runoff.
- Mobile vendors should check carts and vehicles for leaks daily and repair immediately.

Best Management Responsibilities

- Contact a hazardous waste hauler to dispose of grease bins.

- Have a hazardous materials response plan and be sure all employees are capable of implementing each phase of the plan.

- Check offsite drainage patterns. (Where is water coming onto and leaving the site?) Reduce flow by use of open vegetated swales and other non-structural measures.

- If cleaning the parking lot is necessary, install proper measures to ensure wastewater and detergents do not enter the storm drain system.

- Report any spill immediately to City of Milton Public Works Department.

- When reporting a spill be sure to include the location , date, time, type of spill and measures currently being taken to mitigate any damage.

What is Storm Water Pollution?

The stormwater drainage system collects all the rain that runs off of hard surfaces such as pave-ment and rooftops. This runoff, called stormwater flows along the curb and gutter and then into a storm drain.

After entering the storm drain, stormwater is routed to the nearest stormwater pond, inlet, catch basin, or river. Anything that enters the stormwater drainage system besides rainfall is considered an illicit discharge and is a violation of the City of Milton's Illicit Discharge Ordinance in Article 13.7.

Grease, oils and detergents have potential to cause fish kill and other biological degradation and restrict recreational activities such as swim-ming and fishing. The purpose of the Illicit Discharge Ordinance is to protect public health, safety and welfare by controlling pollution in our waterways.

Do **your** part to protect our environment from these types of pollution. Implement these best management practices today!

For Inspection Information, please contact:

City of Milton Public Works Department
(850)-983-5400

https://www.miltonfl.org/320/Stormwater

Preventing Illicit Discharges from Landscaping Practices

City of Milton
Public Works Department
Stormwater Section

What is Illicit Discharge?

An illicit discharge is any direct or indirect non-stormwater discharge to the storm drain system.

An illicit connection is any connection which allows non-stormwater to enter the storm drain system including sewage, wastewater and wash water.

Important Contact Information:

City of Milton Public Works Dept.

(850)-983-5400

City of Milton Planning Dept.

(850)-983-5440

Florida Department of Environmental Protection Emergency Response:
(850)-595-8300

Best Management Practices to Follow

Mowing:

- Mow at the correct height for the type of sod: St. Augustine and Bahia at 3-4 inches, Bermuda and Centipede at 1.5 inches.

Grass Clippings and Debris:

- Do not blow lawn clippings and leaves into the street or down the storm drain. Blow back onto the lawn or into a bed as free mulch and fertilizer.

Fertilizer Safety:

- Minimize use of fertilizers. Use a slow release with a low or 0 middle number (phosphorus). Do not fertilize when a large rain event is expected and never within 10 feet of the water's edge.

Best Practices:

- Don't leave excess fertilizer in the street or driveway. Sweep it up or blow back into the yard.

Clean Up Spills:

- Use absorbent cleaning agents instead of water to clean work areas. Use dry methods for spill clean-up, i.e. sweeping. Keep dry absorbent materials nearby in case of a spill.

Maintain Swales:

- Keep swales mowed and clear of blockages. Never fill in a swale.

Storm Drains:

- Never put chemicals, lawn clippings, soil, or other debris down the storm drain.

Best Management Responsibilities

Equipment Maintenance:

- Designate a special area to drain and replace motor oil, coolant and other fluids where there are no connections to the storm drain.

Education and Training:

- Provide opportunities for employees to learn more about proper best management practices and protecting our waterways.

Chemical Storage:

- Be sure chemicals are stored properly, i.e. off the ground, out of the rain, etc. Have a hazardous materials response plan and be sure all employees can implement each phase of the plan

Pest Management:

- Use integrated pest management practices to reduce the need for chemicals.

Water Management:

- Train employees to properly inspect irrigation systems. Know your clients' watering days!

Shoreline Management:

- Provide information to employees on invasive plants and proper plants for shoreline area. Never allow and employee to remove or plant shoreline vegetation without first determining the need for a permit.

What is Storm Water Pollution?

The stormwater drainage system collects all the rain that runs off of hard surfaces such as pave-ment and rooftops. This runoff, called stormwater flows along the curb and gutter and then into a storm drain.

After entering the storm drain, stormwater is routed to the nearest stormwater pond, inlet, catch basin, or river. Anything that enters the stormwater drainage system besides rainfall is considered an illicit discharge and is a violation of the City of Milton's Illicit Discharge Ordinance in Article 13.7.

Grease, oils and detergents have potential to cause fish kill and other biological degradation and restrict recreational activities such as swim-ming and fishing. The purpose of the Illicit Discharge Ordinance is to protect public health, safety and welfare by controlling pollution in our waterways.

Do **your** part to protect our environment from these types of pollution. Implement these best management practices today!

For Inspection Information, please contact:

City of Milton Public Works Department
(850)-983-5400

https://www.miltonfl.org/320/Stormwater

Preventing Illicit Discharges from Automotive Industry



City of Milton
Public Works Department
Stormwater Section

What is Illicit Discharge?

An illicit discharge is any direct or indirect non-stormwater discharge to the storm drain system.

An illicit connection is any connection which allows non-stormwater to enter the storm drain system including sewage, wastewater and wash water.

Important Contact Information:

City of Milton Public Works Dept.

(850)-983-5400

City of Milton Planning Dept.

(850)-983-5440

Florida Department of Environmental Protection Emergency Response:
(850)-595-8300

Best Management Practices

Materials and Waste Handling:

- Do not pour liquid waste into floor drains, sinks, outdoor storm drain inlets. No not dump mop water outside. Pour into floor drain or sink for treatment.

Proper Storage and Handling of Hazardous Waste:

- Cover the work area to limit exposure to rain. Use secondary containment when storing batteries and hazardous liquids; keep liquid wastes segregated.

Cleaning Auto Parts:

- Minimize use of solvents. Clean parts without using solvents whenever possible or use water-based solvents. Clean greasy hands with a water-less hand cleaner.

Good Housekeeping:

- Daily sweep the maintenance area to collect loose particles and wipe up spills with rags and other absorbent materials immediately. Do not hose down the area into a storm drain.

Cleaning Up Spills:

- Use absorbent cleaning agents instead of water to clean work areas. Use dry methods for spill clean up, i.e. sweeping.
- Check gas pumps for spills. Keep dry absorbent materials near the pumps in case of a spill.

Washing Vehicles:

- Ensure the car wash detergent and wax are only used inside of the wash bay and the wastewater is captured and sent to the sanitary sewer.

Best Management Responsibilities

Plan Your Workspace:

- Designate a special area to drain and replace motor oil, coolant, and other fluids where there are no connections to the storm drain.

Maintenance:

- Contact a hazardous waste hauler to dispose of saturated absorbents.

Have A Plan:

- Have a hazardous materials response plan and be sure all employees are capable of implementing each phase of the plan.

Know Your Area:

- Check offsite drainage patterns. (Where is water coming onto and leaving the site?) Reduce flow by use of open vegetated swales and other nonstructural measures.

Parking Lots:

- If cleaning the parking lot is necessary, install proper measures to ensure wastewater and detergents do not enter the storm drain.

Spills:

- Report any spill immediately to Lake County Stormwater Section. When reporting a spill, be sure to include the location, date, time, type of spill and measures currently being taken to mitigate any damage.

What is Storm Water Pollution?

The stormwater drainage system collects all the rain that runs off of hard surfaces such as pave-ment and rooftops. This runoff, called stormwater flows along the curb and gutter and then into a storm drain.

After entering the storm drain, stormwater is routed to the nearest stormwater pond, inlet, catch basin, or river. Anything that enters the stormwater drainage system besides rainfall is considered an illicit discharge and is a violation of the City of Milton's Illicit Discharge Ordinance in Article 13.7.

Grease, oils and detergents have potential to cause fish kill and other biological degradation and restrict recreational activities such as swim-ming and fishing. The purpose of the Illicit Discharge Ordinance is to protect public health, safety and welfare by controlling pollution in our waterways.

Do **your** part to protect our environment from these types of pollution. Implement these best management practices today!

For Inspection Information, please contact:

City of Milton Public Works Department
(850)-983-5400

https://
www.miltonfl.org/320/
Stormwater

Preventing Illicit Discharges from Apartment Complexes

City of Milton
Public Works Department
Stormwater Section

Landscaping

• Select native species that are drought tolerant with low fertilizer requirements.
• Group plants with similar water needs.
• Install and maintain rainfall sensors and/or soil moisture probes for automatic sprinklers.
• Only water when plants show signs of stress (folded leaf blades, footprints remain visible).
• Fertilize sparingly with low nitrogen and zero phosphorus fertilizers.
• Utilize pesticides only when needed and just to affected area.
• Remove clippings blown into roadways, sidewalks and other impervious surfaces.
• Compost clippings.
• Do not discard debris into storm drains, wetlands, roadways or adjoining property.

What is Illicit Discharge?

An illicit discharge is any direct or indirect non-stormwater discharge to the storm drain system.

An illicit connection is any connection which allows non-stormwater to enter the storm drain system including sewage, wastewater and wash water.

Important Contact Information:

City of Milton Public Works Dept.

(850)-983-5400

City of Milton Planning Dept.

(850)-983-5440

Florida Department of Environmental Protection Emergency Response:
(850)-595-8300

Best Management Practices

Painting Activities

• Never clean brushes or rinse paint containers into a street, gutter, storm drain, or creek.
• Water based paint brushes may be rinsed in a drain leading to the sanitary sewer (i.e., indoor plumbing).
• It is illegal to dump any hazardous materials into storm drains, sinks, toilets, the trash, or on the ground.
• Excess paint may be taken to an Alachua County Hazardous Waste Collection Center.
Call (352) 334-0440 for guidance.
• Store all painting-related products in a covered area away from floor drains and storm drains. Keep absorbent pads on hand to catch any spilled material.

Dumpsters

• Do not overfill dumpsters
• Keep dumpster lids closed
• Replace leaky garbage dumpsters
• Post signs stating prohibited wastes
• Don't place liquids in dumpster
• Do not place dumpsters where litter and leaks will enter a storm drain

Pressure Washing Buildings and Sidewalks

• Minimize the amount of water used during pressure washing duties.
• Do not use cleaning products that contain hazardous materials.
• Block storm drains with an impervious barrier such as gravel bags or berms, or seal storm drains with plugs or rubber mats.
• Wastewater with high pollutant concentrations, including cleaning compounds, must be completely collected and may not be left to evaporate.

Pool Drains & Pumps

• Verify that pool plumbing is not connected to the storm water collection system
• It is illegal to drain your pool to a storm water system, a creek, or any water body either directly or indirectly.

Best Management Responsibilities

Laundry Room

Install waste water lint traps in community laundries and clean them out regularly.

Pet Wastes

• Provide residents with dog walking areas away from water bodies and storm drains.

• Pet waste can spread disease and pollutes our waterways.
• Make it easy for your tenants to keep your property and our water clean by supplying bags for proper disposal.

Car Washing

• Wash on gravel, grass, or loose soil so soapy water (biodegradable soap) can filter through vegetation and soil before entering ground water or running off into a ditch or storm drain.
• Wash water cannot be released to a storm drain.

Kitchen Grease

• Grease blockages in the sanitary sewer system can cause raw sewage discharges into our natural creek systems and can clog sewer lines that you must repair.
• Educate tenants to pour kitchen grease into a container to then place in the trash.

Agenda Item # 2022-233

Mobile Vendors Status Update

MEETING DATE	PREPARED BY
July 21, 2022	Tim Milstead, Planning Director

BACKGROUND

This item is a follow-up to provide information regarding a 6 month trial program to allow mobile vendors on private property in the City of Milton based upon Council action in late 2021.

SUMMARY

In 2021, the City Council held discussions about the existing regulations regarding mobile vendors. After discussion, the Council voted to end the program that allows for mobile vendors to sign a one-year lease for 7 different city-owned properties as shown in the attached section from the City's Code of Ordinances. At the same time, the Council voted to begin a 6-month trial period to allow mobile vendors to establish locations on commercially-zoned properties within the City, provided they obtained a city business license, and provided they provided written documentation of the property owner's consent to use the property. After completion of the 6 month period, the City Council established an additional 90 day extension in April of the trial period to provide an opportunity for the Community Improvement Board to complete an evaluation of the mobile vending licensure program. The 90 day extension of the trial period recently ended, and the Community Improvement Board has completed their review of the proposed language changes.

RECOMMENDATION

The Committee of the Whole and Executive Committee unanimously approved a 90-day extension for the suspension of mobile vendors on city-owned properties in April, and also for allowing mobile vendors on commercial-zoned properties in the city. The Committee forwarded the item to the Community Improvement Board for review of the current ordinance for any future permanent changes. The Community Improvement Board has reviewed the current ordinance and has proposed some draft changes that are included. Staff recommends the C.O.W to review the language recommended by the C.I.B.

ATTACHMENTS

1. Mobile Vendor Regulations
2. MOBILE_VENDOR_REGULATIONS_DRAFT_071422

ARTICLE III. MOBILE VENDOR LICENSE

Sec. 36-120. Penalty.

The penalty for violating any provision of this article shall be a fine not exceeding the amount set forth in section 1-13 for each offense, together with the revocation or suspension of the vendor's license. The code enforcement officer has the authority to issue fines in accordance with F.S. ch. 162.

(Ord. No. 1085, § 12, 3-12-2002; Ord. No. 1316-09, § 11, 7-14-2009)

Sec. 36-121. Required.

No person shall conduct any business sale or sell any merchandise, or offer to conduct any business sale, offer or sell any merchandise, including food, beverages, goods and services, from any public road, other public thoroughfare, sidewalk, parking lot, or any public property whatsoever, except persons in permitted areas holding a valid mobile vendor license and fully conforming to the terms of this article. No person shall operate or conduct a mobile vending business on privately owned commercial property within the city unless said operation conforms fully to the terms of this article.

(Ord. No. 1085, § 1, 3-12-2002; Ord. No. 1123-03, § 1, 6-10-2003; Ord. No. 1316-09, § 1, 7-14-2009; Ord. No. 1394-13 , § I, 9-10-2013)

Sec. 36-122. Application.

(a) The application for a vending license shall contain all information relevant and necessary to determine whether a particular license may be issued, including, but not limited to, the following:

  (1) The applicant's full name, current address, telephone number, social security number and proof of identity, together with one full-face photograph of the applicant, no less than two inches square, nor more than three inches square;

  (2) A brief description of the nature, character and quality of goods, wares or merchandise to be offered for sale;

  (3) The specific locations in which the vendor intends to conduct business;

  (4) If the applicant is employed by another, the name and address of the person; the federal tax number and the state sales tax number;

  (5) A complete listing of any other licenses issued to the applicant by the city within the five years immediately preceding the date of application.

(b) The applicant shall provide a brief description of the nature and character of the food, beverages, goods or services to be sold, and the application shall be accompanied by a photograph of the vendor's stand or boat.

(c) The application must include a provision indemnifying and holding harmless the city from any and all claims arising out of the vendor's operation.

(d) The applicant must provide the city with a copy of a certificate of liability insurance with a minimum coverage of $1,000,000.00. The policy must name the city as an additional insured.

(Ord. No. 1085, § 2, 3-12-2002; Ord. No. 1123-03, § 2, 6-10-2003; Ord. No. 1316-09, § 2, 7-14-2009)

Sec. 36-123. Health inspection certificate required where vending license involves sale of food or beverages.

Any application for a vending license to engage in the sale of food or beverages shall also be referred to the health department for approval and issuance of a certificate of health inspection (health permit), in addition to the regular vending license. The applicant's equipment shall be subject to inspections by the health department.

(Ord. No. 1085, § 3, 3-12-2002; Ord. No. 1316-09, § 3, 7-14-2009)

Sec. 36-124. Fee.

Any vendor granted a vending license under this article shall pay a nonrefundable annual fee as currently established or as hereafter adopted by resolution of the city council from time to time and also must purchase an occupational license for the current fee. Issuance and pro ration of licenses will be in accordance with article IV of chapter 44.

(Ord. No. 1085, § 4, 3-12-2002; Ord. No. 1257-07, § I, 9-27-2007; Ord. No. 1316-09, § 4, 7-14-2009)

Sec. 36-125. Permitted locations and conditions of use.

(a) Seven publicly owned parcels set forth below are hereby designated as permissible public vendor sites:

  (1) One location at the northwest corner of Willing and Caroline Streets;

  (2) One location at the northwest corner of Elmira and Caroline Streets;

  (3) One location at the North Riverwalk, not on the wooden boardwalk or gazebo; and

  (4) Two locations at the South Riverwalk, which shall be limited to vending carts so as to be located in limited space;

  (5) One location at Carpenter's Park not on the designated parking areas;

  (6) One location at Russell Harbor not on the designated parking areas.

(b) Mobile vendors will be allowed within the SSC-RC zoning district upon permission from the applicable property owner.

(c) Mobile venders may operate temporarily upon commercially zoned property for the purpose of determining the viability of the property to support a permitted restaurant or food service establishment. Said temporary mobile vending permit shall be valid for a period of 90 days and may be issued once every two years from the date of issuance for any particular property, concern or permit holder.

(d) At each permitted location, no vendor shall be permitted:

  (1) Within 15 feet of any street intersection or pedestrian crosswalk;

  (2) Within ten feet of any driveway, loading zone or bus stop;

  (3) Within a minimum of four feet of unobstructed pedestrian space;

  (4) In any area within ten feet of a building entrance or exit or, in the case of a hotel or motel, within 15 feet of building entrances or exits;

(5) Against display windows of fixed location businesses;

(6) Within five feet of any fire hydrant or fire escape; and

(7) Within five feet of any parking space or access ramp designated for persons with disabilities.

(Ord. No. 1085, § 5, 3-12-2002; Ord. No. 1123-03, § 2, 6-10-2003; Ord. No. 1316-09, § 5, 7-14-2009; Ord. No. 1394-13 , § I, 9-10-2013; Ord. No. 1484-18 , § 1, 11-13-2018)

Sec. 36-126. Annual license; random distribution; restriction relating to festivals/events.

(a) Licenses for operation on public property shall be issued on an annual basis coinciding with the city's occupational license requirements. All other locations will be permitted on a temporary basis.

(b) Any license not renewed within 30 days of its expiration shall be void and of no further use or effect whatsoever. At any time that the number of outstanding licenses falls below five licenses for sidewalk sites and two park sites, the city manager shall within 30 days of availability distribute, on a random basis among any applicants, a sufficient number of licenses to ensure that the total number of outstanding licenses equals seven. Temporary mobile vending permits on commercial properties shall be valid for a period of 90 days, upon the expiration of which the operation shall cease and desist and the land shall be re-established in the same fashion as it existed prior to the issuance of the permit.

(c) Issuance of a mobile vendor's license does not allow usage of the permitted location during authorized festivals or events.

(Ord. No. 1085, § 6, 3-12-2002; Ord. No. 1316-09, § 6, 7-14-2009; Ord. No. 1389-13, § I, 7-9-2013; Ord. No. 1394-13 , § I, 9-10-2013)

Sec. 36-127. Regulation of stand design and maintenance.

Licensed sidewalk vendors may only use stands that have been inspected and approved by and are in conformance with design regulations promulgated by the health department and/or planning department. Such regulations shall address the design aspects of the stands, with the purpose of protecting public safety and ensuring that stands are maintained in a neat, clean and orderly fashion, and ensure all stands:

(1) Have storage areas not visible to the public.

(2) Have appropriate trash receptacles.

(3) Be made of materials that are durable and easy to clean.

(4) Have advertising and other signage limited to the name of the stand or items sold and a listing of items sold and the price. Such signs shall not exceed two feet by two feet.

(Ord. No. 1085, § 7, 3-12-2002; Ord. No. 1123-03, § 3, 6-10- 2003; Ord. No. 1316-09, § 7, 7-14-2009)

Sec. 36-128. Hours of operation.

Vendors shall be allowed to engage in the business of vending only between the hours of 8:00 a.m. and 10:00 p.m. No vending station, conveyance or other item related to the operation of vending business shall be located on any authorized location during non-vending hours. Vendors shall remove all conveyances within 30 minutes of ceasing business operations each day.

(Ord. No. 1085, § 9, 3-12-2002; Ord. No. 1123-03, § 4, 6-10- 2003; Ord. No. 1316-09, § 8, 7-14-2009)

Sec. 36-129. Litter and trash to removal.

(a) Vendors shall keep the sidewalks, roadways and other spaces adjacent to their vending sites or locations clean and free of paper, peelings and refuse of any kind generated from the operation of their businesses. All trash or debris accumulating within 20 feet of any vending stand shall be collected by the vendor and deposited in a trash container.

(b) A person engaged in food vending shall affix to his vending station a receptacle for litter marked as being for litter, which shall be maintained and emptied regularly.

(c) Licensees must take with them at the end of each day all trash, litter, garbage, refuse and waste, including, but not limited to, the greasy cooking water, generated by their vending operations.

(Ord. No. 1085, § 10, 3-12-2002; Ord. No. 1316-09, § 9, 7-14-2009)

Sec. 36-130. Prohibited conduct.

No person authorized to engage in the business of vending under this article shall do any of the following:

(1) Unduly obstruct pedestrian or motor vehicle traffic flow, except for up to 15 minutes to load and unload vending stations and/or vending merchandise.

(2) Obstruct traffic signals or regulatory signs.

(3) Stop, stand or park any conveyance upon any street for the purpose of selling during the hours when parking, stopping and standing have been prohibited by signs or curb markings.

(4) Leave any conveyance unattended at any time or store, park, or leave such conveyance in a designated area overnight.

(5) Use a handcart or pushcart whose dimensions exceed eight feet in width, 12 feet in length, and eight feet in height.

(6) Use any conveyance that, when fully loaded with merchandise, cannot be easily moved and maintained under control by the licensee, his employee, or an attendant.

(7) Sell any goods, wares or merchandise from any location other than the designated location.

(8) Sound any device that produces a loud and raucous noise or operate any generator, loudspeaker, public address system, radio, sound amplifier, or similar device to attract public attention or as to constitute a nuisance.

(9) Conduct his business in such a way as would restrict or interfere with the ingress or egress of the abutting property owner or tenant, create a nuisance, increase traffic congestion or delay, constitute a hazard to traffic, life or property, or obstruct adequate access to emergency and sanitation vehicles.

(10) Utilize city electrical fixtures or electrical extension cords.

(Ord. No. 1085, § 11, 3-12-2002; Ord. No. 1316-09, § 10, 7-14-2009)

Sec. 36-131. License notice and display.

(a) The applicant shall be notified within 30 days after the applicant has filed a completed application of the decision to issue or deny the vending license. Any applicant for a license to sell food and beverages whose application receives the approval of the health department shall be issued both a vending license and a certificate of health inspection (or health permit).

(b) Each license shall show the name and address of the licensee, the type of license issued, the kind of goods to be sold, the amount of the license fee, the date of issuance, and the license number. Each license shall also show the expiration date of the license. Each license shall be visibly displayed at the stand.

(c) All licenses issued under this section shall be both nonassignable and nontransferable unless approved by the city.

(Ord. No. 1085, § 13, 3-12-2002; Ord. No. 1316-09, § 12, 7-14-2009)

Sec. 36-132. Notice of name or address change required.

All vendors shall assure that a current and correct name, residence address and mailing address are on file with the city. Whenever either the name or the address provided by a licensed vendor on his application for a vending license changes, the licensee shall notify the city in writing within 30 days of such change and provide the same with the name change or address change.

(Ord. No. 1085, § 14, 3-12-2002; Ord. No. 1316-09, § 13, 7-14-2009)

Sec. 36-133. Suspension or revocation; grounds; notice; hearing.

(a) In addition to the penalty contained in section 36-120, any license issued under this article may be suspended or revoked for any of the following reasons:

  (1) Fraud, misrepresentation or knowingly false statement contained in the application for the license;

  (2) Fraud, misrepresentation or knowingly false statement in the course of carrying on the business of vending;

  (3) Conducting the business of vending in any manner contrary to the conditions of the license;

  (4) Conducting the business of vending in such a manner as to:

    a. Create a public nuisance;

    b. Cause a breach of the peace;

    c. Constitute a danger to the public health, safety, welfare or morals; or

    d. Interfere with the rights of abutting property owners; or

  (5) Cancellation of health department authorization for a food or beverage vending unit.

(b) The city clerk shall provide written notice of the suspension or revocation in a brief statement setting forth the complaint, the grounds for suspension or revocation, and notifying the licensee or permit holder of his right to appeal. Such notice shall be mailed to the address shown on the license holder's application by certified mail, return receipt requested.

(c) If the city revokes a vending license or permit, the fee already paid for the license or permit shall be forfeited. A person whose license or permit has been revoked under this section may not apply for a new license for a period of one year from the date of revocation.

(d) Notice of the hearing for revocation of a license shall be given in writing, setting forth specifically the grounds of complaint and the time and place of a hearing. Such notice shall be mailed, postage prepaid, to the licensee at his last know address at least five days prior to the date set for the hearing.

(Ord. No. 1085, § 15, 3-12-2002; Ord. No. 1316-09, § 14, 7-14-2009)

Secs. 36-134—36-165. Reserved.

ARTICLE III. MOBILE VENDOR LICENSE

Sec. 36-120. Penalty.

The penalty for violating any provision of this article shall be a fine not exceeding the amount set forth in section 1-13 for each offense, together with the revocation or suspension of the vendor's license. The code enforcement officer has the authority to issue fines in accordance with F.S. ch. 162.

(Ord. No. 1085, § 12, 3-12-2002; Ord. No. 1316-09, § 11, 7-14-2009)

Sec. 36-121. Required.

No person shall conduct any business sale or sell any merchandise, or offer to conduct any business sale, offer or sell any merchandise, including food, beverages, goods and services, from any public road, other public thoroughfare, sidewalk, parking lot, or any public property whatsoever, except persons in permitted areas holding a valid mobile vendor license and fully conforming to the terms of this article. No person shall operate or conduct a mobile vending business on privately owned commercial property within the city unless said operation conforms fully to the terms of this article.

(Ord. No. 1085, § 1, 3-12-2002; Ord. No. 1123-03, § 1, 6-10-2003; Ord. No. 1316-09, § 1, 7-14-2009; Ord. No. 1394-13 , § I, 9-10-2013)

Sec. 36-122. Definitions.

The following words, terms and phrases, when used in this article, shall have the meanings ascribed to them in this section.

Mobile Vendor – a transient business selling or delivering food or goods in the city, whether from a food truck, trailer, tent or non-motorized cart or wagon

Sec. 36-123~~2~~. Application.

(a) The application for a vending license shall contain all information relevant and necessary to determine whether a particular license may be issued, including, but not limited to, the following:

(1) The applicant's full name, current address, telephone number, social security number and proof of identity, together with one full-face photograph of the applicant, no less than two inches square, nor more than three inches square;

(2) A brief description of the nature, character and quality of goods, wares or merchandise to be offered for sale;

(3) The specific locations in which the vendor intends to conduct business;

(4) If the applicant is employed by another, the name and address of the person; the federal tax number and the state sales tax number;

(5) A complete listing of any other licenses issued to the applicant by the city within the five years immediately preceding the date of application.

(b) The applicant shall provide a brief description of the nature and character of the food, beverages, goods or services to be sold, and the application shall be accompanied by a photograph of the vendor's stand or boat.

(c) The application must include a provision indemnifying and holding harmless the city from any and all claims arising out of the vendor's operation.

(d) The applicant must provide the city with a copy of a certificate of liability insurance with a minimum coverage of $1,000,000.00. The policy must name the city as an additional insured.

(Ord. No. 1085, § 2, 3-12-2002; Ord. No. 1123-03, § 2, 6-10-2003; Ord. No. 1316-09, § 2, 7-14-2009)

Sec. 36-124~~3~~. Health inspection certificate required where vending license involves sale of food or beverages.

Any application for a vending license to engage in the sale of food or beverages shall also be referred to the health department for approval and issuance of a certificate of health inspection (health permit), in addition to the regular vending license. The applicant's equipment shall be subject to inspections by the health department.

(Ord. No. 1085, § 3, 3-12-2002; Ord. No. 1316-09, § 3, 7-14-2009)

Sec. 36-125~~4~~. Fee.

Any vendor granted a vending license under this article shall pay a nonrefundable annual fee as currently established or as hereafter adopted by resolution of the city council from time to time and also must purchase an occupational license for the current fee. Issuance and pro ration of licenses will be in accordance with article IV of chapter 44.

(Ord. No. 1085, § 4, 3-12-2002; Ord. No. 1257-07, § I, 9-27-2007; Ord. No. 1316-09, § 4, 7-14-2009)

Sec. 36-126~~5~~. Permitted locations and conditions of use.

(a) Seven publicly owned parcels set forth below are hereby designated as permissible public mobile vendor sites:

(1) One location at the northwest corner of Willing and Caroline Streets for non-motorized vending carts or wagons only;

(2) ~~One~~ Three locations at the northwest corner of Elmira and Caroline Streets;

(3) One location at the North Riverwalk for non-motorized vending carts or wagons only, not on the wooden boardwalk or gazebo; and

(4) Two locations at the South Riverwalk, which shall be limited to non-motorized vending carts so as to be located in limited space;

(5) Two~~One~~ locations at Carpenter's Park not on the designated parking areas;

(6) One location at Russell ~~Harbor~~ Harber Landing not on the designated parking areas.

(b) Mobile vendors will be allowed within all commerical ~~the SSC-RC~~ zoning districts, including the D-CM, SSC-RC districts upon permission from the applicable property owner being provided to the City. Mobile vendors

will also be allowed in the RC-1 zoning district on properties within 400 linear feet of the rights of way of Caroline Street or Willing Street.

(c) ~~Mobile venders may operate temporarily upon commercially zoned property for the purpose of determining the viability of the property to support a permitted restaurant or food service establishment. Said temporary mobile vending permit shall be valid for a period of 90 days and may be issued once every two years from the date of issuance for any particular property, concern or permit holder.~~

(d) At each permitted location, no vendor shall be permitted:

(1) Within 15 feet of any street intersection or pedestrian crosswalk;

(2) Within ten feet of any driveway, loading zone or bus stop;

(3) Within a minimum of four feet of unobstructed pedestrian space;

(4) In any area within ten feet of a building entrance or exit or, in the case of a hotel or motel, within 15 feet of building entrances or exits;

(5) Against display windows of fixed location businesses;

(6) Within five feet of any fire hydrant or fire escape; and

(7) Within five feet of any parking space or access ramp designated for persons with disabilities.

(Ord. No. 1085, § 5, 3-12-2002; Ord. No. 1123-03, § 2, 6-10-2003; Ord. No. 1316-09, § 5, 7-14-2009; Ord. No. 1394-13 , § I, 9-10-2013; Ord. No. 1484-18 , § 1, 11-13-2018)

Sec. 36-127~~6~~. Annual license; random distribution; restriction relating to festivals/events.

(a) Licenses for operation on public property shall be issued on an annual basis coinciding with the city's occupational license requirements. All other locations will be permitted on a temporary basis.

(b) Any license not renewed within 30 days of its expiration shall be void and of no further use or effect whatsoever. At any time that the number of outstanding licenses falls below five licenses for sidewalk sites and two park sites, the city manager shall within 30 days of availability distribute, on a random basis among any applicants, a sufficient number of licenses to ensure that the total number of outstanding licenses equals seven. Temporary mobile vending permits on commercial properties shall be valid for a period of 90 days, upon the expiration of which the operation shall cease and desist and the land shall be re-established in the same fashion as it existed prior to the issuance of the permit.

(c) Issuance of a mobile vendor's license does not allow usage of the permitted location during authorized festivals or events.

(Ord. No. 1085, § 6, 3-12-2002; Ord. No. 1316-09, § 6, 7-14-2009; Ord. No. 1389-13, § I, 7-9-2013; Ord. No. 1394-13 , § I, 9-10-2013)

Sec. 36-128~~7~~. Regulation of stand design and maintenance.

Licensed ~~sidewalk~~ mobile vendors may only use ~~stands~~ vehicles or carts that have been inspected and approved by and are in conformance with design regulations promulgated by the health department and/or planning department. Such regulations shall address the design aspects of the vehicles or carts~~stands~~, with the purpose of protecting public safety and ensuring that vehicles or carts~~stands~~ are maintained in a neat, clean and orderly fashion, and ensure all ~~stands~~vehicles or carts:

(1) Have storage areas not visible to the public.

(2) Have appropriate trash receptacles.

(3) Be made of materials that are durable and easy to clean.

(4) Have advertising and other signage limited to the name of the stand or items sold and a listing of items sold and the price. Such signs shall not exceed two feet by two feet.

(Ord. No. 1085, § 7, 3-12-2002; Ord. No. 1123-03, § 3, 6-10- 2003; Ord. No. 1316-09, § 7, 7-14-2009)

Sec. 36-129~~8~~. Hours of operation.

Vendors shall be allowed to engage in the business of vending only between the hours of 8:00 a.m. and 10:00 p.m. No vending station, conveyance or other item related to the operation of vending business shall be located on any authorized location during non-vending hours. Vendors shall remove all conveyances within 30 minutes of ceasing business operations each day.

(Ord. No. 1085, § 9, 3-12-2002; Ord. No. 1123-03, § 4, 6-10- 2003; Ord. No. 1316-09, § 8, 7-14-2009)

Sec. 36-130~~29~~. Litter and trash to removal.

(a) Vendors shall keep the sidewalks, roadways and other spaces adjacent to their vending sites or locations clean and free of paper, peelings and refuse of any kind generated from the operation of their businesses. All trash or debris accumulating within 20 feet of any vending stand shall be collected by the vendor and deposited in a trash container.

(b) A person engaged in food vending shall affix to his or her vending station a receptacle for litter marked as being for litter, which shall be maintained and emptied regularly.

(c) Licensees must take with them at the end of each day all trash, litter, garbage, refuse and waste, including, but not limited to, the greasy cooking water, generated by their vending operations.

(Ord. No. 1085, § 10, 3-12-2002; Ord. No. 1316-09, § 9, 7-14-2009)

Sec. 36-131~~0~~. Prohibited conduct.

No person authorized to engage in the business of vending under this article shall do any of the following:

(1) Unduly obstruct pedestrian or motor vehicle traffic flow, except for up to 15 minutes to load and unload vending stations and/or vending merchandise.

(2) Obstruct traffic signals or regulatory signs.

(3) Stop, stand or park any conveyance upon any street for the purpose of selling during the hours when parking, stopping and standing have been prohibited by signs or curb markings.

(4) Leave any conveyance unattended at any time or store, park, or leave such conveyance in a designated area overnight.

(5) Use a handcart or pushcart whose dimensions exceed eight feet in width, 12 feet in length, and eight feet in height.

(6) Use any conveyance that, when fully loaded with merchandise, cannot be easily moved and maintained under control by the licensee, his or her employee, or an attendant.

(7) Sell any goods, wares or merchandise from any location other than the designated location.

(8) Sound any device that produces a loud and raucous noise or operate any generator, loudspeaker, public address system, radio, sound amplifier, or similar device to attract public attention or as to constitute a nuisance in violation of the city's noise regulations. Generators exceeding the city's noise requirements must have proper sound attenuation to mitigate noise in excess of the requirements as set forth in Article 9 of the City's Unified Development Code.

(9) Conduct his or her business in such a way as would restrict or interfere with the ingress or egress of the abutting property owner or tenant, create a nuisance, increase traffic congestion or delay, constitute a hazard to traffic, life or property, or obstruct adequate access to emergency and sanitation vehicles.

(10) Utilize city electrical fixtures or electrical extension cords.

(11) Conduct business at the licensed site any less than 20 hours in a one-month period.

(Ord. No. 1085, § 11, 3-12-2002; Ord. No. 1316-09, § 10, 7-14-2009)

Sec. 36-132~~1~~. License notice and display.

(a) The applicant shall be notified within 30 days after the applicant has filed a completed application of the decision to issue or deny the vending license. Any applicant for a license to sell food and beverages whose application receives the approval of the health department shall be issued both a vending license and a certificate of health inspection (or health permit).

(b) Each license shall show the name and address of the licensee, the type of license issued, the kind of goods to be sold, the amount of the license fee, the date of issuance, and the license number. Each license shall also show the expiration date of the license. Each license shall be visibly displayed at the stand.

(c) All licenses issued under this section shall be both non-assignable and non-transferable unless approved by the city.

(Ord. No. 1085, § 13, 3-12-2002; Ord. No. 1316-09, § 12, 7-14-2009)

Sec. 36-133~~2~~. Notice of name or address change required.

All vendors shall assure that a current and correct name, residence address and mailing address are on file with the city. Whenever either the name or the address provided by a licensed vendor on his or her application for a vending license changes, the licensee shall notify the city in writing within 30 days of such change and provide the same with the name change or address change.

(Ord. No. 1085, § 14, 3-12-2002; Ord. No. 1316-09, § 13, 7-14-2009)

Sec. 36-134~~3~~. Suspension or revocation; grounds; notice; hearing.

(a) In addition to the penalty contained in section 36-120, any license issued under this article may be suspended or revoked for any of the following reasons:

(1) Fraud, misrepresentation or knowingly false statement contained in the application for the license;

(2) Fraud, misrepresentation or knowingly false statement in the course of carrying on the business of vending;

(3) Conducting the business of vending in any manner contrary to the conditions of the license;

(4) Conducting the business of vending in such a manner as to:

a. Create a public nuisance;

b. Cause a breach of the peace;

c. Constitute a danger to the public health, safety, welfare or morals; or

d. Interfere with the rights of abutting property owners; or

(5) Cancellation of health department authorization for a food or beverage vending unit.

(b) The chief financial officer~~city clerk~~ shall provide written notice of the suspension or revocation in a brief statement setting forth the complaint, the grounds for suspension or revocation, and notifying the licensee or permit holder of his or her right to appeal. Such notice shall be mailed to the address shown on the license holder's application by certified mail, return receipt requested.

(c) If the city revokes a vending license or permit, the fee already paid for the license or permit shall be forfeited. A person whose license or permit has been revoked under this section may not apply for a new license for a period of one year from the date of revocation.

(d) Notice of the hearing for revocation of a license shall be given in writing, setting forth specifically the grounds of complaint and the time and place of a hearing. Such notice shall be mailed, postage prepaid, to the licensee at his or her last known address at least five days prior to the date set for the hearing.

(Ord. No. 1085, § 15, 3-12-2002; Ord. No. 1316-09, § 14, 7-14-2009)

Secs. 36-1354—36-165. Reserved.

Agenda Item # 2022-579

City of Milton Sidewalks

MEETING DATE	PREPARED BY
July 21, 2022	Lyndsey Benton, Current Planner/Zoning Officer

BACKGROUND

At last month's Council committee meetings, discussion was held about needed sidewalk improvements in the community. Councilman Vernon Compton presented the following list of top priorities for sidewalk improvements, and asked the Council to provide additional input about needed sidewalk additions to fill some of the sidewalk gaps in the community:

1) 3 blocks of Dr. Martin Luther King Jr. Drive
2) Berryhill Road from Gover Lane to Dogwood Drive
3) Munson Highway from the Blackwater Heritage Trail to Stewart Street
4) Dixon Street from the Blackwater Heritage Trail to Stewart Street
5) North side of Berryhil Street from the Blackwater Heritage Trail to Alabama Street
6) Conecuh Street near Berryhill Street
7) All of Broad Street
8) South Willing Street from courthouse to Jernigans Landing
9) Escambia Street from south of Highway 90 to Oak Street
10) Yew Street to Santa Rosa Street to Canal Street to Berryhill Street

These segments were also discussed at the annual budget workshop and the map has been revised to reflect the amended segments and estimated costs. Two segments are along streets that are maintained by Santa Rosa County.

SUMMARY

RECOMMENDATION

Committee direction

ATTACHMENTS

1. SidewalkNeeds2

City of Milton Sidewalks

Proposed Sidewalks
- City of Milton
- Complete
- Santa Rosa County
- State of Florida

- Streets
- Milton City Boundary
- Current Sidewalks
- BlackwaterTrail
- Additional Sidewalk Needs

Number	Maintainer	Length	Cost
1	Milton	1016	50800
2	County	2895	144750
3	Milton	390	19500
4	Milton	324	16200
5	County	3438	171900
6	Milton	129	6450
7	Milton	46	2300
8	Milton	679	33950
9	Milton	860	43000
10	Milton	302	15100
11	Milton	510	25500
		Total (50/LF)	529450

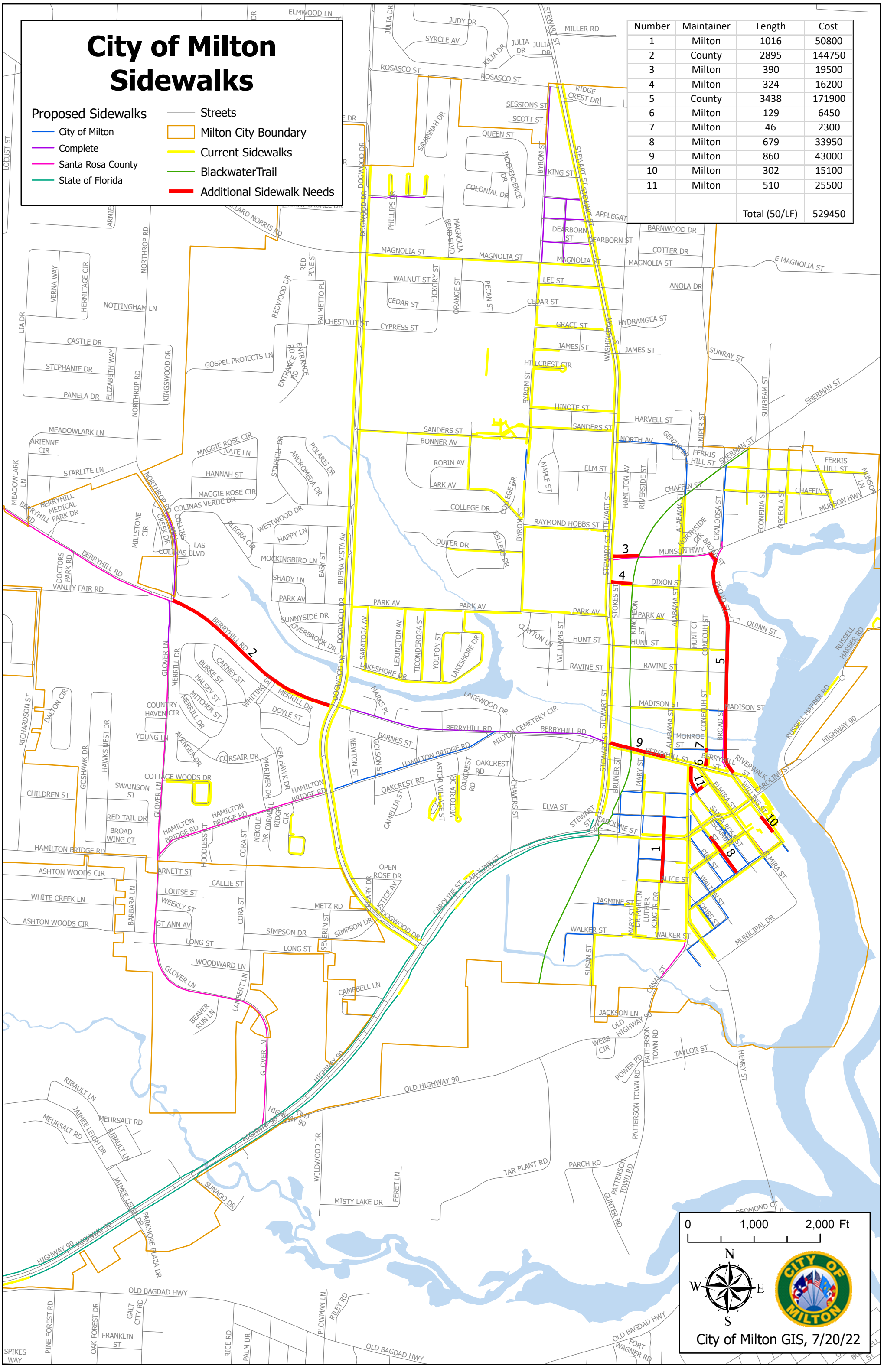

Councilman Vernon Compton - Downtown Community Cleanup

MEETING DATE	PREPARED BY
July 21, 2022	Administration Department Stephen Prestesater, Director of Public Relations

DOWNTOWN community CLEANUP

SATURDAY, JULY 23
6 AM TO 10 AM

Jernigan's Landing
Downtown, Milton

SCAN HERE
To RSVP for this event

There is no better way to contribute to a cleaner community than volunteering. Are you ready to make a difference?

Volunteers are asked to bring tools such as brooms, shovels, rakes, and yard clippers.
Please be sure to limit your exposure, wear proper clothing & sunscreen, and stay hydrated.

For additional information please contact Councilman, Vernon Compton
vcompton@miltonfl.org /850-905-7100 . You can also reach us at pio@miltonfl.org

Water / Trash Bags, sponsored by
Santa Rosa Historical Society & Keep Santa Rosa Beautiful